



FRONTIER LEAGUE
PROFESSIONAL BASEBALL

2023

Media Guide



EAST

Empire State Greys
New Jersey Jackals
New York Boulders
Ottawa Titans
Québec Capitales
Sussex County Miners
Tri-City ValleyCats
Trois-Rivières Aigles

WEST

Evansville Otters
Florence Y'all
Gateway Grizzlies
Joliet Slammers
Lake Erie Crushers
Schaumburg Boomers
Washington Wild Things
Windy City ThunderBolts



PROFESSIONAL
PARTNER
LEAGUE

TABLE OF CONTENTS

About the Frontier League	3-11
General Info / League Staff & Board of Directors.....	3
Playoff Format / Roster Rules / New Rules for 2023.....	3-5
About the Frontier League Postseason Awards.....	6-7
Frontier League Hall of Fame.....	7-11
2022 In Review	12-13
Current Frontier League Clubs / Histories / Records	14-74
Empire State Greys.....	14-15
Evansville Otters.....	16-19
Florence Y'alls.....	20-23
Gateway Grizzlies.....	24-27
Joliet Slammers.....	28-31
Lake Erie Crushers.....	32-35
New Jersey Jackals.....	36-39
New York Boulders.....	40-43
Ottawa Titans.....	44-46
Québec Capitales.....	47-50
Schaumburg Boomers.....	51-54
Sussex County Miners.....	55-58
Tri-City ValleyCats.....	59-62
Trois-Rivières Aigles.....	63-66
Washington Wild Things.....	67-70
Windy City ThunderBolts.....	71-74
Frontier League History	75-128
Seasons In Review.....	75-125
Frontier League Origins.....	126
Can-Am League History.....	126-128
Frontier League Records	129-146
Single-Season Record-Holders.....	129-133
Career Record-Holders.....	134-138
Miscellaneous Hitting Records.....	139
Miscellaneous Pitching Records.....	140
All-Time Club Records (W-L).....	141
All-Time Club Postseason Records (W-L).....	142
All-Time Club Home/Road Records (W-L).....	143-144
All-Time Managerial Records (W-L).....	145
All-Time Major League Baseball Alumni (Players).....	146
2023 Frontier League Umpires	147

2009 Baseball Boulevard
 Avon, OH 44011
Phone: (812) 437-8709
Fax: (708) 286-6481
Website: FrontierLeague.com
Email: office@frontierleague.com



**FRONTIER
 LEAGUE**
 PROFESSIONAL BASEBALL

Social Media:

Facebook.com/ffrontierleague/

Twitter: @FLProBaseball

Instagram: @frontier_league

LEAGUE STAFF

President: Eric Krupa	ekrupa@frontierleague.com
Commissioner Emeritus: Bill Lee	
Deputy Commissioner: Steve Tahsler	stahsler@frontierleague.com
Umpire Supervisor: Deron Brown	dbrown@frontierleague.com
Digital Marketing Assistant: Jack Bohr	jbohr@frontierleague.com
Digital Marketing Assistant: Cassie D'Anton	cassie@frontierleague.com

BOARD OF DIRECTORS

President: Al Dorso, Sr.Sussex County
First Vice-President: Tom KramigLake Erie
Second Vice-President: Michel LaplanteQuébec
Third Vice-President: Nick SemacaJoliet
Director: John StanleyEvansville
Director: David DelBelloFlorence
Director: Rich Sauget, Jr.Gateway
Director: Mike DorsoNew Jersey
Director: Rob JanetschekNew York
Director: Regan KatzOttawa
Director: Brian LyterSchaumburg
Director: Rick MurphyTri-City
Director: Rene MartinTrois-Rivières
Director: Stu WilliamsWashington
Director: Mike VerSchaveWindy City

PLAYOFF FORMAT

SECTION 1 – Qualification: The top three teams in both divisions will qualify for the playoffs. If there is a tie for a playoff berth, the tiebreaker system described in Section 2 will be implemented.

SECTION 2 – Tie-Breaker Procedure: In case of a tie between two teams, the winner of the tie-breaker will be determined by (i) winning percentage; (ii) if still a tie, head to head record shall determine winner; (iii) if still a tie, head to head record against each team in the division in descending order of regular season finish will determine the winner; (iv) and if still a tie, a one game playoff will be held the day after the regular season ends at a site to be determined by the coin toss of the Commissioner. In the case of tie between three or more teams, the final standings will be determined by (i) winning percentages of all of the tied teams; (ii) if there are still three or more teams tied, winning percentages against the other teams tied for the slot; and (iii) if there are still three (3) or more teams tied, winning percentages against non-playoff teams, individually, in descending order of finish.

SECTION 3 – Divisional Playoff Format: The second place team will host the third place team from their division in a Wild Card game. The winner of these games will face their division winners in a best-of-three Divisional Series, with the division winners hosting games 2 and 3 (if necessary)

SECTION 4 – Championship Playoff Format: The championship playoffs shall be scheduled to begin on the second day following the scheduled completion of the division playoffs. The Championship Series will be a best-of-five format. The team advancing with the best regular season record will host games 3, 4, and 5 (if necessary). In the event of a tie, the tie-breaker in Section 2 will be utilized.

ROSTER RULES

Each club must carry a minimum of ten (10) rookies (combination of Rookie-1 and Rookie-2 players) with no professional experience other than specified below, and may carry a maximum of fourteen (14) players classified as Experienced or Veteran during the regular season and playoffs on their active roster. For the 2023 season, no more than four of these players may be Veteran classification.

No player or player/coach may have attained twenty-nine (29) years of age prior to October 1 of that playing season with the exception of the four Veteran classification players as described below.

Players without prior affiliated baseball (MiLB) experience must be at least 18 years old to play in the Frontier League.

Rookie Classification: The Rookie classification will be split into two sub-classifications, Rookie-1 and Rookie-2. The Rookie-1 sub-classification will be for players who made their professional debut in the current season and therefore have no prior professional experience, or whose experience does not meet the minimum appearances listed below. The Rookie-2 sub-classification is for players who have one year of professional experience.

Experienced Classification: The Experienced classification is for all players who do not meet the requirements to be classified under the Rookie or Veteran classifications.

Veteran Classification: The Veteran classification is for a player who is over twenty-nine (29) years of age prior to October 1 of that playing season. For the 2023 season, any player born on or before September 30, 1994 will be a Veteran classification regardless of their prior playing experience.

EXCEPTIONS

Minimum Appearance Exception: A player must have accrued more than 75 at bats, 15 games pitched, or 30 innings pitched in a season for that season to count toward the classifications.

21-year Old Exemption: Any player who is twenty-one (21) years of age or younger on or after October 1st of any season and is entering his first year in the Frontier League, regardless of any prior professional baseball experience, will be considered no higher than a Rookie-2 by Frontier League Rules. For the 2023 season, a birthdate of October 1, 2001 will be the cutoff to qualify under this provision.

Military Exemption: Players who have served on active military duty will receive an exemption to the age limit to avoid the Veteran classification of one year for each year of active duty that was served.

Position Change Exemption: Starting with the 2016 season, position players who are switching to pitching and pitchers who are switching to playing a position will have their classifications reset to Rookie-2 provided that they do not appear in any games at their previous position (batting/running or pitching, depending on the switch).



**FRONTIER
LEAGUE**
PROFESSIONAL BASEBALL



**PROFESSIONAL
PARTNER
LEAGUE**

Major League Baseball (MLB) announced in September of 2020 that it named the Frontier League as a "Partner League" of MLB.

As a "Partner League," the Frontier League will collaborate with MLB on initiatives to provide organized baseball to communities throughout the United States and Canada.

"We welcome the Frontier League as a Partner League, and look forward to working with them towards our shared goal of expanding the geographic reach of baseball," said Morgan Sword, MLB Executive Vice-President, Baseball Economics & Operations.

"The Frontier League is honored to become a Partner League with Major League Baseball," Frontier League Commissioner Emeritus Bill Lee said. "This partnership will be beneficial in growing our great game of baseball in all of our U.S. and Canadian markets. Our teams and fans will be excited to see the league grow for years to come. The Frontier League began in 1993, and to have a relationship with MLB is one of the greatest moments in League history."

NEW FOR 2023 - PITCH CLOCK/DISENGAGEMENT LIMITS

The Frontier League is joining the other Professional Partner Leagues by adding a pitch clock for the 2023 season and implementing a rule to limit the number of times that a pitcher can attempt to pick off a baserunner.

The pitch clock rule requires pitchers to wait no longer than 15 seconds between pitches when there are no runners on base. If there are runners on base, they will have 20 seconds to deliver the ball to home plate. Catchers must be in position with 9 seconds left, while batters must be in the box and ready to hit at the 8 second mark. Violation of these time parameters can result in a called strike or ball depending on the offender.

The rule changes also include limits on the number of disengagements (pick-off attempts, stepping off the pitching rubber, etc.) a pitcher can make per at-bat. Once a runner is on base, the pitcher is allowed two disengagements. If the pitcher makes a third pick-off attempt, for example, and does not pick-off the runner, a balk will be called, and the baserunner(s) will advance one base. The disengagement will reset following a change in the game state, such as a runner successfully advancing by stolen base, passed ball, or wild pitch.

“The League Directors are committed to offering the best possible entertainment to Frontier League fans, and we believe the addition of a pitch clock will help achieve this goal”, stated Frontier League President Eric Krupa. “These two changes will increase the pace of Frontier League games and provide our fans a more enjoyable experience when they come out to our ballparks or watch our games on FloSports.”

The automatic ball, strike, or balk will be fully enforced beginning with games on Tuesday, May 30, while the disengagement rule will be in effect at the start of the regular season.

“I am excited to see the use of the pitch clock in our league,” commented Schaumburg field manager and former Frontier League pitcher Jamie Bennett. “Deep down I am a baseball traditionalist, but this is one of those things that I believe will have a positive impact on our league and the fan experience. It will keep the game moving and prevent unnecessary delays without really much of a rule change.”

Over the years, the Frontier League has adopted other rules that mirror what MLB has implemented in affiliated baseball to improve the pace of games. Previous changes included the adoption of rules to require a batter to keep one foot in the batter's box and limits on the number of mound visits each team was allowed during games.

ABOUT THE FRONTIER LEAGUE POSTSEASON AWARDS

The Frontier League has named many of its major end-of-year awards after notable figures in league history.

MORGAN BURKHART AWARD [Most-Valuable Player]

Named in honor of Morgan Burkhart, who won three consecutive Frontier League MVP awards with the Richmond Roosters from 1996-98. During his legendary 1998 campaign, Burkhart set league records in batting average (.404), home runs (36), RBIs (98), on-base percentage (.557) and slugging percentage (.861), many of which still stand to this day. He was also the first former Frontier League position player to reach the Major Leagues when he debuted for the Boston Red Sox on June 27, 2000. Morgan is currently the assistant hitting coach for the San Diego Padres.

BRIAN TOLLBERG AWARD [Pitcher of the Year]

Named in honor of Brian Tollberg, a former Chillicothe Paints pitcher who became the first former Frontier Leaguer to reach the Major Leagues when he debuted for the San Diego Padres on June 20, 2000. In his first week in the majors, he went 2-0 with a 1.26 ERA in 14 1/3 innings pitched, earning National League Player of the Week honors.

JASON SIMONTACCHI AWARD [Rookie of the Year]

Instituted in 2002, and named in honor of Jason Simontacchi, who pitched for the Springfield Capitals and was named Frontier League Pitcher of the Year in 1998. A member of the Frontier League Hall of Fame Class of 2019, he reached the Major Leagues when he debuted for the St. Louis Cardinals on May 4, 2002, and was named National League Rookie of the Month that June. He also finished ninth in Rookie of the Year voting that season, going 7-1 with a 2.82 ERA in his first 13 major league starts.

ROGER HANNERS AWARD [Manager of the Year]

Named in honor of the late Roger Hanners, who passed away in 2002. Roger took over as the Chillicothe Paints' manager midway through the 1993 season, and skippered them until the end of the 2000 season. He was voted Manager of the Year in 1996, and led the Paints to the Championship Series in 1996, 1998, and 1999. Upon his retirement, Roger had more wins than any manager in league history. His class and dignity both on and off the field will forever be remembered in the Frontier League.

DARREN BUSH AWARD [Coach of the Year]

Named for Darren Bush, who was an outfielder for the Zanesville Greys in 1996 and the Springfield Capitals in 1997-98, and started in both the 1997 and 1998 Frontier League All-Star Games. He became the first former Frontier League player to be named as a coach for a Major League team, joining the Oakland Athletics' staff as a bullpen coach for the 2013 season. He was promoted to hitting coach in 2015, became the A's third base coach for the 2022 season, and currently serves as bench coach in Oakland.

FRAN RIORDAN CITIZENSHIP AWARD

Given to the player that best exemplifies good citizenship off the field and in his community, it is named for former Richmond and DuBois County first baseman Fran Riordan. He played in the Frontier League for six seasons, and held numerous offensive records at the end of his playing career while earning Postseason All-Star honors in 2000, 2001, and 2002. He also managed the Richmond Roosters to consecutive league titles in 2001-02 as a player-manager, won again with the Kalamazoo Kings in 2005, and skippered the Florence Freedom to their first two playoff appearances in 2012 and 2013. He was voted the league's Manager of the Year in 2008, and was part of the inaugural Frontier League Hall of Fame class in 2014. He is currently the manager of the Las Vegas Aviators, the Triple-A affiliate of the Oakland Athletics.

ABOUT THE FRONTIER LEAGUE POSTSEASON AWARDS, cont.

BOB WOLFE AWARD [Executive of the Year]

Given to the team operator who does the best job of running his/her team throughout the year from a business, marketing, and operations perspective as voted by the other clubs. Named in honor of Frontier League co-founder Bob Wolfe, who was the inaugural winner of the award as the General Manager of the Zanesville Greys in 1993.

ROBERT FORD AWARD [Broadcaster of the Year]

Given to the top broadcaster each season as selected by the other broadcasters, general managers, and field managers. Named for Robert Ford, who was voted the 2003 Broadcaster of the Year for the Kalamazoo Kings. Robert became the first Frontier League broadcaster to be hired as a full-time MLB play-by-play announcer when the Houston Astros tabbed him to replace Hall-of-Fame broadcaster Milo Hamilton for the 2013 season. He still serves as the radio voice of the Astros today.

SAM HARTSFIELD AWARD [Clubbie of the Year]

Given to the clubhouse manager who does the best job servicing both the home and visiting clubs throughout the season. Named for longtime Evansville Otters clubhouse manager Sam Hartsfield, who retired following the 2015 season. Sam's baseball career spanned six decades as a player, coach, and mentor to thousands. As a player, Sam played in the Negro Leagues for the famed Kansas City Monarchs and Indianapolis Clowns.

FRONTIER LEAGUE HALL OF FAME

The Frontier League Hall of Fame was established in 2014 to celebrate the players, people, and special moments that helped us become the longest-running and premier Independent Professional Baseball League.

In order to qualify for the Frontier League Hall of Fame, a player must be out of the league for three full seasons as well as retired from professional baseball for one full season. Voting is done by a committee composed of one field manager, one team front office member, and one ownership representative in conjunction with the league office. The proposed slate is then affirmed by the Board of Directors.

2014 - Inaugural Class

- **Morgan Burkhart** (Richmond, 1995-98)
- **Aaron Ledbetter** (River City, 2003-06; Washington, 2006-08)
- **Scott Pinoni** (Chillicothe, 1996-99)
- **Fran Riordan** (Richmond, 1997-98 & 2001-02; DuBois County, 1999-2000)
- **Kirk Taylor** (Ohio Valley, 1998; Johnstown, 1999-01)
- **Special Contributor: Dr. Chris Hanners**

Co-founder of the Frontier League, Chris served as league president from 1994-03, and Chairman of the board from 2004-08 as owner of the Chillicothe Paints and Rockford Aviators.

- Significant Moment: Brett Gray Strikes Out 25 Batters

On June 3, 2003, in the London Werewolves' home opener, starting pitcher Brett Gray struck out a league-record 25 batters in a single game, leading London to a victory over the Chillicothe Paints with Hall-of-Famer Bob Feller in attendance. Following the game, the Baseball Hall of Fame requested memorabilia from the contest, and two days later, Gray was signed by the Cincinnati Reds.

FRONTIER LEAGUE HALL OF FAME, cont.

2015

- **Mike Breyman** (Gateway, 2004-08)
- **Bobby Chandler** (Chillicothe, 1998-99; Richmond, 2000; Johnstown, 2001-02)
- **Stephen Holdren** (Windy City/Rockford, 2006; Gateway, 2007-09; Southern Illinois, 2009; River City, 2010-11)
- **Jason James** (Rockford, 2006-09, 2011; Windy City, 2011)
- **Chris Sidick** (Washington, 2005-11)
- **Special Contributor: Bob Wolfe**

Co-founder of the Frontier League, Bob was the owner of the Zanesville Greys from 1993-95. He served as league Treasurer until his retirement in 2011. Bob was also the inaugural winner of the Executive of the Year award, which is now named for him.

- **Significant Moment: 2006 All-Star Game Home Run Derby**

On the morning following a controversial tie in the MLB All-Star Game, the Board of Directors voted to use a home run derby if the Frontier League's game that night finished tied after nine innings of play. After DuBois County's Joe Kalczynski tied the game at 4-4 in the top of the ninth, the game indeed went to the historic derby. River City's Brody Jackson hit the winning home run in the derby to give the West Division the win. Following the game, Fox Sports Radio dedicated a 30-minute segment to the Frontier League, while footage of Jackson's winning home run was featured as the "Spotlight Segment" on ESPN's SportsCenter the following evening.

2016

- **Rich Austin** (Springfield, 2001; Rockford, 2002-04)
- **Willie Edwards** (Kalamazoo Kodiaks, 1998; London, 1999-01; Kalamazoo Kings, 2001; Chillicothe, 2002)
- **Charlie Lisk** (Windy City, 2006; Gateway, 2007-11; River City, 2012)
- **Joey Metropoulos** (Southern Illinois, 2007-11)
- **Matt Schweitzer** (Richmond, 2000-05)
- **Special Contributor: Max McLeary**

Max umpired in the Frontier League from 1995-05, becoming what is believed to be the first one-eyed umpire in professional baseball history, according to the Baseball Hall of Fame. Max's umpiring career was the subject of articles in the New York Times, Cincinnati Enquirer, Sports Illustrated, and the Associated Press. He was also the subject of the book "Everything Happens in Chillicothe: A Summer in the Frontier League with Max McLeary, the One-Eyed Umpire," covering the 2000 season.

- **Significant Moment: Brian Tollberg's Major League Debut**

Brian Tollberg gave the Frontier League national publicity on June 20, 2000, when he became the league's first former player to appear in a Major League Baseball game. Brian was the starting pitcher for the San Diego Padres, and earned the victory over the Arizona Diamondbacks by tossing seven shutout innings while allowing only one hit. Five days later, he won his second start, too, lasting 7 1/3 innings against the Cincinnati Reds. He was eventually named both National League Player of the Week as well as National League Rookie Pitcher of the Month. Brian made his pro debut for the Chillicothe Paints in 1994, going 7-4 with a 2.85 ERA before having his contract purchased by the Milwaukee Brewers, who then traded him to San Diego prior to the 1997 season. The Frontier League Pitcher of the Year award is named in his honor.

2017

- **Chase Burch** (Traverse City, 2010-13)
- **Travis Garcia** (Ohio Valley, 2005; Chillicothe, 2006-08)
- **Pete Pirman** (Evansville, 2003; Richmond, 2003; Kalamazoo, 2004-06)

FRONTIER LEAGUE HALL OF FAME, cont.

2017 [cont.]**- Special Contributor: Steve Sturgill**

Steve was the first president of the Frontier League and one of its original owners. Steve ran the Portsmouth Explorers from 1993-94, later serving as City Council President and Mayor of Portsmouth, Ohio. Aside from Bill Lee, Steve is also the only other person in history to have his name stamped on a Frontier League baseball.

- Significant Moment: June 30, 1993 - The Frontier League Begins

After months of planning, the Frontier League became the first fully independent professional baseball league to operate since the 1970's when the eight original teams took the field for their first official games. The Tri-State Tomahawks hosted the West Virginia Coal Sox, the Kentucky Rifles hosted the Ohio Valley Redcoats, the Zanesville Greys hosted the Lancaster Scouts, and the Chillicothe Paints hosted the Portsmouth Explorers. Among the players from the inaugural games were Ohio Valley's Darin Everson (currently the Triple-A hitting coach for the Colorado Rockies) and Travis Barbery (currently the catching coordinator for the Los Angeles Dodgers); Portsmouth's Dominic Viola (currently an assignment scout for the Miami Marlins), and Tri-State's Chris Calciano (currently an area scout for the Boston Red Sox).

2018**- Andy Clark** (Florence, 2008-13)**- Andrew Davis** (Lake Erie, 2009-14)**- Scott Dunn** (Traverse City, 2010-13; Washington, 2014)**- Eric Massingham** (Evansville, 2011-14)**- Terry Pearson** (Zanesville, 1995-96)**- Special Contributor: Duke Ward**

Duke was instrumental in bringing the Richmond Roosters into the Frontier League in 1995, and was a member of their ownership group for 11 seasons. Duke also served several years as Vice-President of the league, while his Richmond team was the 2005 Frontier League Organization of the Year and hosted both the 1996 and 1998 Frontier League All-Star Games.

- Significant Moment: Unveiling of "Baseball's Best Burger"

When former Gateway Grizzlies general manager Tony Funderburg unveiled "Baseball's Best Burger" prior to the 2006 season, the team had no idea how well-known the product would become. The sandwich, which features a hamburger with bacon and sharp cheddar cheese served on a grilled Krispy Kreme donut, received national publicity from the moment it was introduced. It has been featured on ESPN, the Travel Channel, and in Fortune Magazine and Sports Illustrated, among many other places.

2019**- Ryan Bird** (Southern Illinois, 2008-10)**- Landon Hernandez** (Gateway, 2010-14)**- Mitch House** (Chillicothe, 1996-98)**- Gilberto Mejia** (Windy City, 2007-10)**- Jason Simontacchi** (Springfield, 1998)**- Special Contributor: Clint Brown**

Clint Brown purchased the Florence Freedom out of bankruptcy prior to the 2005 season, and owned and operated the club until his passing in January of 2018. He was an active member of many committees in his time in the Frontier League, including the Executive Committee, the By-Laws Committee, and the Membership/Expansion Committee. Clint's passion for the Freedom and the Frontier League was infectious, and he was a mentor to hundreds of employees throughout his career. Florence was voted Organization of the Year in 2005 and 2015, while General Managers Kari Rumfield (2009) and Josh Anderson (2015) won Executive of the Year during Clint's tenure. The Freedom also hosted the 2007 and 2016 All-Star Games, while on the field,

FRONTIER LEAGUE HALL OF FAME, cont.

2019, cont.**- Special Contributor: Clint Brown, cont.**

the team won the 2017 West Division title and advanced to the Championship Series in 2012 and 2017. Former Freedom players Steve Delabar, Stephen Cardullo, and Aaron Wilkerson all advanced to MLB after playing under Clint, while current Milwaukee Brewers pitching coach Chris Hook and Oakland Athletics' Triple-A manager Fran Riordan were part of his on-field staff.

- Significant Moment: Opening of Hawkinson Ford Field and T.R. Hughes Ballpark

1999 was one of the milestone years in the history of the Frontier League, as the Cook County Cheetahs and River City Rascals began play, bringing the league to 10 teams for the first time. Cook County and River City were notable for being the first two ball parks built specifically for Frontier League teams as well as the first entries into suburban MLB markets for the league. Hawkinson Ford Field (now Ozinga Field) and T.R. Hughes Ballpark (now CarShield Field) drastically enhanced the standard of ballpark in the league, while the off-field success of the Rascals and Cheetahs led to future suburban markets such as Gateway, Washington, Florence, and Lake Erie.

2021

- **Jared Howton** (Washington, 2002-03, Richmond, 2005)

- **Jonathan Kountis** (Lake Erie, 2012; Frontier Greys, 2013; Washington, 2014-15)

- **Josh Loggins** (Washington, 2002-03)

- **Corey Morris** (Ohio Valley, 1994)

- **Joe Pass** (Richmond, 1996-98; DuBois County, 1999)

- **Mike Torres** (Windy City, 2010-15)

- Special Contributor: Kevin Rouch

Kevin Rouch first joined the Frontier League as the radio broadcaster for the Zanesville Greys from 1993-96. He was then the voice of the Chillicothe Paints from 1997-2000. He was selected as the league's Broadcaster of the Year in 1998, and was appointed Deputy Commissioner and League Counsel in 2001, serving in both roles until the 2009 season. Kevin created the first Frontier League website, and was responsible for the Frontier League qualifying for P-1 work visas for international players.

- Special Contributor: Rich Sauget, Sr.

The owner of the Gateway Grizzlies joined the Frontier League in 1999. From 2003 through 2020, Rich served as the President of the league's Board of Directors. During his tenure, the league experienced tremendous growth, as annually, the league now attracts approximately 1.5 million fans. Throughout Rich's presidency, six new stadiums were built. He also helped to oversee the admission of the teams from the Can-Am League after the 2019 season. In 2020, the Frontier League was named as a Partner League of MLB, one of the most-important moments in league history.

2022

- **Tom Crowley** (Zanesville, 1993-94 & 1996)

- **Perry Cunningham** (Chillicothe, 2004-07)

- **Jacob Dempsey** (Washington, 2008-10)

- **Aaron Dudley** (Normal, 2013-17)

- **Patrick McKenna** (Normal, 2012-15)

- **Steve Ruckman** (Newark, 1994; Richmond, 1995 & 1997)

- Significant Moment: 25th Anniversary of Christian Hess' No-Hitter

It took until the Frontier League's fourth season for its first no-hitter, with 2022 marking the 25th anniversary of Christian Hess' performance. Hess, pitching for the Richmond Roosters, held the Kalamazoo Kodiaks hitless on June 8, 1997 at Mayor's Riverfront Park in Kalamazoo. His Richmond teammates in that game included Frontier League Hall-of-Famers Morgan Burkhart, Joe Pass, and Steve Ruckman. He previously led the Evansville Otters in wins in 1996 before joining the Roosters in 1997.

FRONTIER LEAGUE HALL OF FAME, cont.

2023

- **C.J. Beatty** (Washington, 2013-15)
- **Keith Habig** (Richmond, 1997-98)
- **Darin Kinsolving** (River City, 2000; Chillicothe, 2001-03; Florence, 2005)
- **Wes Long** (Windy City, 2007-08)
- **Steve Marino** (Evansville, 2012-13; Southern Illinois, 2014-16)
- **Joe Ronca** (Springfield, 1997-98)
- **Special Contributor: John Cate**

John Cate was the architect of the great Richmond Roosters teams of the late 1990's and early 2000's. Those teams had perennial all-stars, and were always in contention for the playoffs. Richmond was also the first team to win back-to-back titles in 2001 and 2002. He recruited Frontier League Hall-of-Famers Morgan Burkhart and Fran Riordan among others. Many of those players moved on in professional baseball and are still active today. The field in Richmond, Indiana that the Roosters once called home is now known as John Cate Field.

FINAL STANDINGS

EAST DIVISION	W	L	PCT	GB
Québec Capitales	62	34	.646	-
New York Boulders	57	38	.600	4.5
Ottawa Titans	56	39	.589	5.5
Sussex County Miners	54	41	.568	7.5
Tri-City ValleyCats	54	51	.568	7.5
New Jersey Jackals	45	49	.479	16.0
Trois-Rivières Aigles	45	50	.474	16.5
Empire State Greys	6	90	.063	56.0

WEST DIVISION	W	L	PCT	GB
Washington Wild Things	62	34	.646	-
Schaumburg Boomers	53	43	.552	9.0
Evansville Otters	52	43	.547	9.5
Joliet Slammers	49	47	.510	13.0
Lake Erie Crushers	49	47	.510	13.0
Gateway Grizzlies	47	49	.490	15.0
Florence Y'all	39	56	.411	22.5
Windy City ThunderBolts	33	62	.347	28.5

2013 FRONTIER LEAGUE PLAYOFFS**Wild Card Round (1-game)**

Ottawa def. New York
Schaumburg def. Evansville

Division Series (best of 3)

Québec def. Ottawa (2 games to 1)
Schaumburg def. Washington (2 games to 0)

Championship Series (best of 5)

Québec def. Schaumburg (3 games to 1)

2022 FRONTIER LEAGUE CHAMPIONS - Québec Capitales (1st FL title)

2022 POSTSEASON ALL-STARS/AWARDS

C: Jeffry Parra	Québec Capitales
1B: Dalton Combs	New Jersey Jackals
2B: Brantley Bell	Tri-City ValleyCats
3B: Brylie Ware	Joliet Slammers
SS: Nick Ward	Washington Wild Things
OF: Josh Rehwaldt	New Jersey Jackals
OF: David Vinsky	New York Boulders
OF: L.P. Pelletier	Trois-Rivières Aigles
DH: Denis Phipps	Tri-City ValleyCats
SP: Miguel Cienfuegos	Québec Capitales
RP: Logan Sawyer	Evansville Otters

Most-Valuable Player (Morgan Burkhart Award): Brantley Bell, Tri-City
Pitcher of the Year (Brian Tollberg Award): Miguel Cienfuegos, Québec
Rookie of the Year (Jason Simontacchi Award): Kobe Foster, Washington
Manager of the Year (Roger Hanners Award): Tom Vaeth, Washington
Citizen of the Year (Fran Riordan Award): Kenny Williams, Ottawa

2022 MANAGERS (seasons w/club)

Empire State: Gil Rondon (1)	Ottawa: Bobby Brown (1)
Evansville: Andy McCauley (12)	Québec: Patrick Scalabrini (12)
Florence: Brian White (2)	Schaumburg: Jamie Bennett (10)
Gateway: Steve Brook (1)	Sussex County: Bobby Jones (6)
Joliet: Daniel Schlereth (1)	Tri-City: Pete Incaviglia (2)
Lake Erie: Cam Roth (5)	Trois-Rivières: Matthew Rusch (2)
New Jersey: Brooks Carey (4)	Washington: Tom Vaeth (2)
New York: T.J. Stanton (2)	Windy City: Brian Smith (3)

2022 RECAP

The 2022 season was the second season for the Frontier League as a Professional Partner League of Major League Baseball, and featured the debut of their partnership with FloBaseball and FloSports that allowed fans to watch every Frontier League game live, and follow their teams both at home and on the road. The season also saw the debut of the new "Sudden Death" rule, which determined the outcome of games if still tied after one extra inning of play. In total, there were six games decided this way in 2022.

Several milestones were reached during the 2022 season. The New York Boulders broke the record for team home runs in a game with nine, defeating Tri-City 23-8 on July 12. Chase Dawson of the Schaumburg Boomers broke the record for most triples in a season with 24. Jorge Tavarez of the New Jersey Jackals threw the lone no-hitter of the year, eliminating Sussex County from the playoff race on September 2. Santiago Chirino of the New Jersey Jackals, already the Frontier League's all-time leader in games played and hits, set new league records for runs scored (440) and doubles (140). Also, the Washington Wild Things got their 1,000th win as a club in 2022, and became the fastest team to 1,000 wins in Frontier League history.

The marketing highlight involved the Tri-City signing of right-handed pitcher Kumar Rocker in June. Rocker made five starts for the ValleyCats, posting a 1.35 ERA and striking out 32 batters over 20 innings, as he prepared for the MLB Draft. The Texas Rangers selected Rocker with the 3rd overall pick, while the Pittsburgh Pirates selected Josh Loeschorn from the New York Boulders later in the draft.

Led by Frontier League Manager of the Year, Tom Vaeth, the Washington Wild Things were the first team to clinch a playoff spot, winning the West Division title. They spent much of the regular season at the top of the division, and stayed there for good after the All-Star Break. In the East division, the Québec Capitales owned a 12-game winning streak in the first half, dominating the division while staying in first place for the entirety of the season.

In the playoffs, Schaumburg faced off against Evansville and New York battled Ottawa in the West and East Division Wild Card Games. The Boomers defeated the Otters 5-1, while Ottawa rolled over the Boulders 8-2. In the East Division Series, the Capitales would have a tough fight with the Titans, but ultimately advanced in the do-or-die Game 3. Meanwhile, in the West Division Series, Schaumburg swept the Wild Things in the best-of-three set.

In the Frontier League Championship Series, the Boomers and Capitales split the first two games in Schaumburg, with Québec taking the first game 6-3 and Schaumburg taking game two 9-1. The series then shifted to Québec, where the Capitales proceeded to take the next two games, winning the third game of the series 4-3 in walk-off fashion on a two-run double with two outs in ninth by Ruben Castro. Castro would remain the hero in the next game by hitting a walk-off sacrifice fly which allowed the Capitales to take game 4 and win the championship.

33 players were signed to MLB organizations in 2022. There were also a few former Frontier League players that made their Major League debut. Adam Oller (Windy City, 2019) and Tyler Danish (Sussex County, 2021) make the opening day rosters for Oakland and Boston, respectively. Jared Koenig, a Lake Erie Crusher in 2019, made his debut with the Oakland Athletics. Fernando Cruz, who played with the New Jersey Jackals from 2016-2018 in the Can-Am League, also made his MLB debut with the Cincinnati Reds. Former Traverse City Beach Bum Luke Barker (2016) was called up by the Milwaukee Brewers, while 2019 Frontier League draft pick Nick Duron (Southern Illinois, 2019) was promoted by Philadelphia to the big leagues.

EMPIRE STATE GREYS

2022 Record: 6-90 [8th, East Division]



Website: EmpireStateGreys.com

Email: baseball@empireproleague.com

Social Media:

Facebook.com/empirestgreys

Twitter: @empirestgreys

Instagram: @empirestgreys

FRONT OFFICE**General Manager/Director, Operations:**


Eddie Gonzalez

Vice-President/Director, Player Personnel:

Jerry Gonzalez

Business Administration: Matt Joyce**International Scouting Director:** Jonathan

Albaladejo

Sports Information Director: Jacob Weber**FIELD STAFF****Manager:** Mark Mason**Pitching Coach:** Jonathan Albaladejo**Hitting Coach:** Eddie Gonzalez**Infield Coach:** Jerry Gonzalez**Assistant Coach:** Matt Joyce**Athletic Trainer:** Kaitlyn Keeley**FIELD MANAGER - MARK MASON**

Mark Mason takes over the manager's chair for the Empire State Greys for the 2023 season. No stranger to the Frontier League, Mason began as pitching coach for the Washington Wild Things in 2002. He then took over another travel team, the 2005 Ohio Valley Redcoats, earning Manager of the Year honors before returning to Washington for the 2006 season as pitching coach. He then managed the Chillicothe Paints from 2007-08 before once again coming back to Washington, where he managed the Wild Things in 2009.

He is coming off a successful nine-year stint as manager of the York Revolution in the Atlantic League, where he won 606 games, the fourth-most in Atlantic League history.

MANAGERIAL HISTORY

Year	Team	League	Affil.	Level	Record	Finish (Tms)	Playoffs
2005	Ohio Valley	Frontier	—	Ind.	46-49	8th (12)	
2007	Chillicothe	Frontier	—	Ind.	47-49	7th (12)	
2008	Chillicothe	Frontier	—	Ind.	39-57	t-10th (12)	
2009	Washington	Frontier	—	Ind.	43-53	8th (12)	
2013	York	Atlantic	—	Ind.	65-75	5th (8)	
2014	York	Atlantic	—	Ind.	78-62	4th (8)	Lost Semifinals
2015	York	Atlantic	—	Ind.	64-75	6th (8)	
2016	York	Atlantic	—	Ind.	76-64	2nd (8)	Lost Semifinals
2017	York	Atlantic	—	Ind.	68-72	5th (8)	League Champions
2018	York	Atlantic	—	Ind.	68-58	6th (8)	
2019	York	Atlantic	—	Ind.	75-65	2nd (8)	Lost Semifinals
2021	York	Atlantic	—	Ind.	56-64	7th (8)	
2022	York	Atlantic	—	Ind.	56-76	t-7th (10)	

EMPIRE STATE GREYS YEAR-BY-YEAR HISTORY

Year	League	Level	Record	Finish (Tms)	Attendance	Manager
2022	Frontier	Ind.	6-90	12th (12)	N/A	Gil Rondon

SINGLE-SEASON/CAREER RECORDS - HITTING**Batting Avg. [min. 260 PA]**

1. Liam McArthur, '22	.330
2. Trey Woolsey, '22	.268
3. Jose Mercado, 2022	.255
4. Jordan Scott, 2022	.226
5. J. Benevolent, 2022	.194

On-Base Pct. [min. 260 PA]

1. Liam McArthur, '22	.418
2. Jose Mercado, '22	.343
3. Jordan Scott, 2022	.305
4. Trey Woosley, 2022	.298
5. J. Benevolent, 2022	.251

Slugging Pct. [min. 260 PA]

1. Trey Woosley, 2022	.420
2. Liam McArthur, '22	.380
3. J. Benevolent, 2022	.337
4. Jordan Scott, 2022	.327
5. Jose Mercado, '22	.309

Runs Scored

1. Liam McArthur, '22	39
2. Jose Mercado, '22	38
3. Trey Woosley, 2022	31
4. Jordan Scott, 2022	30
5. J. Benevolent, 2022	25

Hits

1. Liam McArthur, '22	85
2. Trey Woosley, '22	79
3. Jose Mercado, 2022	71
4. Jordan Scott, 2022	69
5. J. Benevolent, 2022	54

Doubles

1. Trey Woosley, 2022	22
2. J. Benevolent, 2022	13
3. Willie Estrada, 2022	12
t4. Liam McArthur, '22	11
Jordan Scott, 2022	

Triples

1. J. Benevolent, 2022	6
2. Jordan Scott, 2022	4
3. Jose Mercado, 2022	3
t4. Trey Woosley, 2022	1
4 others tied	

Home Runs

1. Manny Garcia, 2022	8
2. Trey Woosley, 2022	7
3. J. Benevolent, 2022	5
t4. Jordan Scott, 2022	4
2 others tied	

RBIs

1. Trey Woosley, 2022	41
2. Jordan Scott, 2022	35
3. Willie Estrada, 2022	26
4. Manny Garcia, 2022	25
5. J. Benevolent, 2022	23

Walks

t1. Jordan Scott, 2022	36
Liam McArthur, '22	
3. Robbie Carling, '22	27
4. Jose Mercado, '22	21
5. J. Benevolent, 2022	19

Strikeouts

1. J. Benevolent, 2022	112
2. Jordan Scott, 2022	94
3. Robbie Carling, '22	68
4. Jose Mercado, '22	65
5. Trey Woosley, 2022	57

Stolen Bases

1. Jose Mercado, 2022	23
2. Liam McArthur, '22	13
t3. J. Benevolent, '22	6
Jordan Scott, 2022	
Robbie Carling, '22	

SINGLE-SEASON/CAREER RECORDS - PITCHING**Appearances**

1. Connor Maguire, '22	24
2. Thomas Derer, '22	23
3. Jesus Rosario, '22	22
4. F. Hernandez, 2022	20
5. Johsson Arias, '22	17

Starts

t1. Johsson Arias, '22	12
A. Rodriguez, 2022	
3. Connor Maguire, '22	9
t4. Thomas Derer, '22	8
2 others tied	

Wins

1. Johsson Arias, 2022	2
t2. M. Akatsuka, 2022	1
F. Hernandez, 2022	
H. Bernhardt, 2022	

Losses

1. Johsson Arias, 2022	9
2. A. Rodriguez, 2022	8
3. Thomas Derer, '22	7
t4. C. Maguire, 2022	6
2 others tied	

Saves

N/A

Complete Games

t1. Jordan Powell, '22	1
A. Rodriguez, 2022	

Shutouts

N/A

Innings Pitched

1. Connor Maguire, '22	64.1
2. Johsson Arias, '22	62.2
3. Thomas Derer, '22	59.2
4. A. Rodriguez, 2022	53.1
5. M. Akatsuka, 2022	47.1

Strikeouts

1. Thomas Derer, 2022	52
2. Johsson Arias, '22	47
3. A. Rodriguez, 2022	39
4. Luis Pacheco, 2022	37
5. Connor Maguire, '22	36

Walks

1. Johsson Arias, 2022	44
2. A. Rodriguez, 2022	35
3. F. Hernandez, 2022	32
4. Connor Maguire, '22	29
5. Thomas Derer, 2022	28

ERA [min. 48 IP]

1. Johsson Arias, 2022	7.04
2. Connor Maguire, '22	7.13
3. Thomas Derer, 2022	7.99
4. Mizuki Akatsuka, '22	8.18
5. A. Rodriguez, 2022	8.94

ERA [min. 96 IP]

N/A

EVANSVILLE OTTERS

2022 Record: 52-43 [3rd, West Division]



23 Don Mattingly Way

Evansville, IN 47711

Phone: (812) 435-8686

Website: EvansvilleOtters.com

Social Media:

Facebook.com/EvansvilleOtters

Twitter: @EvilleOtters

Instagram: @evansvilleotters

FRONT OFFICE

Ownership Group: Evansville Baseball LLC

President: John Stanley

Vice-President of Sales: Joel Padfield

General Manager: Travis Painter

Asst. General Manager: Nolan Vandergriff

Director, Communications: Matthew Will

Director, Group Sales: Keith Millikan

Director, Operations/Food & Beverage:

Brycen Moore

Director of Marketing: Gabi Gilpin

Gift Shop Manager: Rhonda Trail

Clubhouse Managers: Ben Garrett, Cameron

Ellison

Team Chaplain: Tyrone Edwards

FIELD STAFF

Manager: Andy McCauley

Pitching Coach: Max Peterson

Hitting Coach: Bobby Segal

Bench Coach: Rick Korte

Assistant Coach/Player Procurement:

Rob Watson

Assistant Coach/Player Procurement:

Billy Easley

Catching Instructor: Phil Britton

Special Assistant: J.R. Seymour

Athletic Trainer: Mandy Flaig

GAME DAY INFORMATION

Stadium: Bosse Field

Year Opened: 1915

Capacity: 5,110

Outfield Dimensions: 315-415-315

Broadcasters: Griffin Epstein, Matthew Will

Games Broadcast: All

Webcast: YouTube.com/@evansvilleotters

Visiting Team Hotel: Comfort Inn & Suites Evansville Airport, 3901 US-41 N, Evansville, IN, 47711

Phone: (812) 423-5818

FIELD MANAGER - ANDY McCAULEY

Andy McCauley has been the Evansville Otters' manager since 2010. He is currently second in Frontier League history in wins by a manager, entering 2022 with 712 victories in 16 seasons at the helm of the Otters, Kalamazoo Kings, Kalamazoo Kodiaks, and London Werewolves clubs, skipping the Werewolves to the 1999 league title.

Overall, McCauley has led Evansville to six postseason appearances, including the 2016 Frontier League Championship. He has also been named the Roger Hanners award winner for Manager of the Year in 2014 and 2021, guiding the Otters to the postseason in the former campaign for the first time since 2006.

MANAGERIAL HISTORY

Year	Team	League	Affil.	Level	Record	Finish (Tms)	Playoffs
1998	Kalamazoo	Frontier	—	Ind.	16-30	8th (8)	
1999	London	Frontier	—	Ind.	54-30	1st (10)	<i>League Champions</i>
2000	London	Frontier	—	Ind.	46-37	3rd (10)	Lost First Round
2001	Kalamazoo	Frontier	—	Ind.	12-18	12th (12)	*did not last whole yr*
2002	Québec	Northeast	—	Ind.	52-38	t-3rd (8)	Lost First Round
2003	Schaumburg	Northern	—	Ind.	47-41	4th (10)	Lost Semifinals
2004	Schaumburg	Northern	—	Ind.	58-38	2nd (10)	Lost Champ. Series
2005	Schaumburg	Northern	—	Ind.	38-58	10th (12)	
2006	Schaumburg	Northern	—	Ind.	46-50	4th (8)	Lost Division Final
2007	Kansas City	Northern	—	Ind.	44-52	6th (8)	
2008	Kansas City	Northern	—	Ind.	46-50	4th (6)	<i>League Champions</i>
2009	Kansas City	Northern	—	Ind.	46-50	4th (6)	Lost Semifinals
2010	Evansville	Frontier	—	Ind.	20-32	11th (12)	*took over mid-season*
2011	Evansville	Frontier	—	Ind.	39-57	t-10th (12)	

ANDY McCAULEY MANAGERIAL HISTORY, cont.

Year	Team	League	Affil.	Level	Record	Finish (Tms)	Playoffs
2012	Evansville	Frontier	—	Ind.	45-50	t-8th (14)	
2013	Evansville	Frontier	—	Ind.	51-45	6th (14)	
2014	Evansville	Frontier	—	Ind.	57-37	4th (14)	Lost Wild Card
2015	Evansville	Frontier	—	Ind.	48-48	7th (14)	
2016	Evansville	Frontier	—	Ind.	55-40	2nd (12)	League Champions
2017	Evansville	Frontier	—	Ind.	52-44	4th (12)	Lost Division Series
2018	Evansville	Frontier	—	Ind.	51-45	4th (12)	Lost Division Series
2019	Evansville	Frontier	—	Ind.	57-39	t-1st (10)	Lost Division Series
2021	Evansville	Frontier	—	Ind.	57-39	2nd (14)	
2022	Evansville	Frontier	—	Ind.	52-43	8th (16)	Lost Wild Card

EVANSVILLE YEAR-BY-YEAR HISTORY

Year	League	Level	Record	Finish (Tms)	Attendance	Manager
1993	Frontier	Ind.	20-33*	6th (8)	N/A	Scott Simms
1994	Frontier	Ind.	25-39*	7th (8)	7,055	George Spencer
1995	Frontier	Ind.	31-38	6th (8)	90,943	Boots Day
1996	Frontier	Ind.	34-40	6th (8)	84,492	Fernando Arroyo
1997	Frontier	Ind.	46-33	2nd (8)	91,018	Greg Tagert
1998	Frontier	Ind.	43-36	4th (8)	88,259	Greg Tagert
1999	Frontier	Ind.	43-41	t-3rd (10)	111,039	Greg Tagert
2000	Frontier	Ind.	45-38	4th (10)	78,126	Greg Tagert
2001	Frontier	Ind.	44-40	t-7th (12)	90,948	Dan Shwam
2002	Frontier	Ind.	33-51	11th (12)	88,585	Greg Jelks
2003	Frontier	Ind.	51-37	3rd (12)	116,028	Greg Jelks
2004	Frontier	Ind.	54-42	4th (12)	121,733	Greg Jelks
2005	Frontier	Ind.	52-43	5th (12)	136,941	Greg Jelks
2006	Frontier	Ind.	46-50	6th (10)	130,212	Greg Jelks
2007	Frontier	Ind.	34-62	11th (12)	131,707	Jeff Pohl
2008	Frontier	Ind.	39-57	t-10th (12)	119,645	Jason Verdugo
2009	Frontier	Ind.	28-66	12th (12)	104,829	Wayne Krenchiki
2010	Frontier	Ind.	35-59	11th (12)	110,711	Krenchicki/McCauley
2011	Frontier	Ind.	39-57	t-10th (12)	97,937	Andy McCauley
2012	Frontier	Ind.	45-50	t-8th (14)	120,819	Andy McCauley
2013	Frontier	Ind.	51-45	6th (14)	140,786	Andy McCauley
2014	Frontier	Ind.	57-37	4th (14)	111,709	Andy McCauley
2015	Frontier	Ind.	48-48	7th (14)	114,787	Andy McCauley
2016	Frontier	Ind.	55-40	2nd (12)	82,412	Andy McCauley
2017	Frontier	Ind.	52-44	4th (12)	100,337	Andy McCauley
2018	Frontier	Ind.	51-45	4th (12)	94,498	Andy McCauley
2019	Frontier	Ind.	57-39	t-1st (10)	100,051	Andy McCauley
2021	Frontier	Ind.	57-39	2nd (14)	76,482	Andy McCauley
2022	Frontier	Ind.	52-43	8th (16)	122,516	Andy McCauley

Division Championships: 1997, 2000, 2019

EVANSVILLE PLAYOFF HISTORY

Year	Round	Opponent	Result
1994	First Round	Chillicothe	W, 2-1 (Best of 3)*
	Championship	Erie	L, 0-2 (Best of 3)*
1997	First Round	Richmond	W, 2-1 (Best of 3)
	Championship	Canton	L, 0-2 (Best of 3)
1998	First Round	Springfield	L, 1-2 (Best of 3)
1999	First Round	Chillicothe	L, 1-2 (Best of 3)
2000	First Round	River City	W, 2-0 (Best of 3)
	Championship	Johnstown	L, 1-3 (Best of 5)
2003	First Round	Chillicothe	W, 2-1 (Best of 3)
	Championship	Gateway	L, 0-3 (Best of 5)
2004	First Round	Washington	W, 3-0 (Best of 5)
	Championship	Rockford	L, 0-3 (Best of 5)
2006	First Round	Rockford	W, 3-2 (Best of 5)
	Championship	Chillicothe	W, 3-0 (Best of 5)
2014	Wild Card	Washington	L, 0-1 (W.T.A.)
2016	Division Series	Joliet	W, 3-1 (Best of 5)
	Championship	River City	W, 3-2 (Best of 5)
2017	Division Series	Schaumburg	L, 1-3 (Best of 5)
2018	Division Series	Washington	L, 0-3 (Best of 5)
2019	Division Series	River City	L, 0-3 (Best of 5)
2022	Wild Card	Schaumburg	L, 0-1 (W.T.A.)

* - as Lancaster Scouts

SINGLE-SEASON RECORDS - HITTING**Batting Avg. [min. 260 PA]**

1. Josh Allen, 2016	.355
2. J. Coronado, 2001	.354
3. Dane Phillips, 2017	.338
4. John Schultz, 2015	.333
5. Franz Yuen, 1995	.332

On-Base Pct. [min. 260 PA]

1. Josh Allen, 2016	.458
2. Frank Scott, 2004	.444
3. Josh Allen, 2017	.429
4. Matt Cano, 1997	.419
5. Travis Harrison, '18	.417

Slugging Pct. [min. 260 PA]

1. Josh Allen, 2016	.582
2. Brian Foster, 1999	.578
3. Chris Sweeney, '14	.577
4. Shayne Houck, 2014	.565
5. Dane Phillips, 2017	.562

Runs Scored

1. Josh Allen, 2017	83
2. Josh Allen, 2016	75
3. Frank Scott, 2005	71
4. Denver Stuckey, '04	68
5. 4 tied	66

Hits

1. Josh Allen, 2016	123
2. Dane Phillips, 2017	122
3. John Schultz, 2015	118
t4. J.R. Davis, 2021	108
Jeff Goldbach, '06	

Doubles

1. Josh Allen, 2016	34
2. Dane Phillips, 2017	33
3. John Schultz, 2015	28
t4. Ryan Long, 2019	26
2 others tied	

Triples

1. Josh Allen, 2016	9
2. John Schultz, 2013	8
t3. Miles Gordon, 2022	7
Ryan Long, 2018	
2 more tied	

Home Runs

t1. Jeff Gardner, 2017	23
Shayne Houck, '14	
3. Chris Sweeney, '14	21
4. Jeff Goldbach, '05	19
t5. 3 tied	17

RBIs

1. Jeff Gardner, 2017	86
2. Ryan Long, 2019	78
t3. Riley Krane, 2021	73
Brian Foster, 1999	
5. Jeff Goldbach, 2006	69

Walks

1. Frank Scott, 2004	75
2. Josh Allen, 2017	66
t3. Travis Harrison, '18	63
Frank Scott, 2006	
5. Ryan Still, 2011	60

Strikeouts

1. Chris Sweeney, 2015	138
2. Dakota Phillips, '21	103
3. George Callil, 2022	100
t4. Jeff Gardner, 2017	97
2 more tied	

Stolen Bases

1. Joe Spiers, 2011	50
2. Chris Cosbey, 2001	38
3. Lee Cormier, 1994	36
4. Bernard Caston, '97	34
5. Rolando Gomez, '16	33

SINGLE-SEASON RECORDS - PITCHING**Appearances**

1. Patrick Crider, 2011	55
2. K. Cummings, 2017	50
t3. Ken Frosch, 2016	47
Connor Little, 2015	
t5. 2 tied	42

Starts

t1. Tyler Beardsley, '19	20
Jake Welch, 2019	
Austin Nicely, 2018	
Trevor Walch, 2015	
4 more tied	

Wins

t1. Polo Portela, 2021	10
Tim Holdgrafer, '21	
Grant Williams, '04	
Tod Ewasko, 2003	
Matt Silcock, 1999	

Losses

t1. Chris Peters, 2010	11
John Ducey, 2009	
t3. Randy Wynne, 2018	9
Matt Crim, 2012	
3 more tied	

Saves

t1. Logan Sawyer, 2021	25
Edgar Lopez, 2015	
3. Randy McCurry, '16	23
t4. Logan Sawyer, '22	22
E. Massingham, '11	

Complete Games

1. Jarod Smith, 1996	8
t2. Will Oliver, 2015*	5
Matt Zielinski, 2013	
Grant Williams, '04	
J. Biltstein, 2000	

Shutouts

1. Grant Williams, '04	4
2. Will Oliver, 2015*	3
t3. Tyler Beardsley, '19	2
Ryan Zamorsky, '13	
3 more tied	

Innings Pitched

1. Ben Foster, 2005	141.1
2. Jeremy Lewis, '04	134.2
3. Randy Wynne, 2018	134.1
4. Trevor Walch, 2015	133.1
5. Grant Williams, '04	130.1

Strikeouts

1. Andre Simpson, '05	138
2. Tyler Beardsley, '19	127
3. Tim Holdgrafer, '21	121
4. Jeremy Lewis, '04	120
5. Grant Williams, '04	119

Walks

1. Scott Kelley, 2011	76
2. Tyler Vail, 2015	68
3. Chris Peters, 2010	64
4. Trevor Walch, 2015	58
t5. 3 tied	56

ERA [min. 48 IP]

1. Taylor Wright, 2019	0.92
2. Connor Little, 2015	1.19
3. K. Cummings, 2017	1.22
4. Ken Frosch, 2016	1.50
5. D. Cerminaro, 2003	1.53

ERA [min. 96 IP]

1. Jeremy Lewis, 2004	2.47
2. Tyler Beardsley, '19	2.56
3. Chris Pillsbury, '06	2.71
4. Preston Olson, 2014	2.72
5. Trevor Walch, 2015	2.77

CAREER RECORDS - HITTING**Games Played**

1. J. Schultz, '13-'17, '21	456
2. J. Allen, '14-'17, '21	366
3. C. Sweeney, 2014-17	271
4. Nik Balog, 2014-16	270
5. Frank Scott, '04-'06	252

Batting Avg. (min. 500 PA)

1. B. Foster, 1998-99	.333
2. J. Clark, 1998-99	.320
3. J. Goldbach, 05-06	.319

On-Base Pct. (min. 500 PA)**Slugging Pct. (min. 500 PA)**

1. J. Schultz, '13-'17, '21	485
2. J. Allen, '14-'17, '21	397
3. Nik Balog, 2014-16	275
4. D. Stuckey, 2003-05	270
5. Ryan Long, 2017-19	253

Runs Scored

1. J. Schultz, '13-'17, '21	302
2. J. Allen, '14-'17, '21	279
3. D. Robinson, '97-'99	169
4. Frank Scott, '04-'06	176
5. C. Sweeney, 2014-17	155

Hits

1. J. Schultz, '13-'17, '21	485
2. J. Allen, '14-'17, '21	397
3. Nik Balog, 2014-16	275
4. D. Stuckey, 2003-05	270
5. Ryan Long, 2017-19	253

Doubles

1. J. Schultz, '13-'17, '21	94
2. J. Allen, '14-'17, '21	77
t3. Dane Phillips, '15-'17	53
C. Sweeney, '14-'17	
D. Robinson, '97-'99	

Triples

1. Josh Allen, '14-'17, '21	20
2. J. Schultz, '13-'17, '21	19
3. Ryan Long, 2017-19	12
t4. Jason Clark, '98-'99	10
2 others tied	

Home Runs

1. C. Sweeney, 2014-17	51
2. J. Schultz, '13-'17, '21	44
3. J. Allen, '14-'17, '21	41
4. J. Gardner, 2016-18	38
5. J. Goldbach, '05-'06	36

RBI's

1. J. Schultz, '13-'17, '21	220
2. J. Allen, '14-'17, '21	185
3. J. Gardner, 2016-18	170
4. C. Sweeney, 2014-17	158
5. G. Alexander, '09-'10	148

Walks

1. J. Schultz, '13-'17, '21	243
2. J. Allen, '14-'17, '21	202
3. Frank Scott, '04-'06	197
4. Ryan Long, 2017-19	140
5. J. Gardner, 2016-18	104

Stolen Bases

1. Josh Allen, '14-'17, '21	77
2. Miles Gordon, '21-'22	52
3. Jason Clark, '98-'99	51
4. Joe Spiers, 2011	50
5. Frank Scott, '04-'06	47

CAREER RECORDS - PITCHING**Appearances**

1. Patrick Crider, '10-'13	133
2. E. Massingham, '11-'14	106
3. R. Burnau, '03, '05-'06	95
4. Rob Murphy, '97-'99	93
5. K. Cummings, '17-'18	82

Starts

1. T. Vail, 15-16, 18-19, 21	64
2. A. Simpson, '03-'05	52
3. Matt Zielinski, '11-'13	45
4. P. Olson, 2014-16	44
5. Trevor Walch, '13-'17	42

Wins

1. T. Vail, 15-16, 18-19, '21	23
t2. P. Olson, 2014-16	21
A. Simpson, '03-'05	
4. Matt Zielinski, '11-'13	18
5. Trevor Walch, '13-'17	16

Losses

1. T. Vail, 15-16, 18-19, '21	18
t2. T. Walch, 2013-17	17
A. Simpson, '03-'05	
4. Matt Zielinski, '11-'13	16
5. H. Ackerman, '15-'17	15

Saves

1. E. Massingham, '11-'14	70
2. L. Sawyer, '21-'22	47
3. R. McCurry, 2016-17	40
4. Mike Bille, 2006-07	35
t5. 2 tied	25

Complete Games

1. Jarod Smith, '96-'97	8
t2. M. Zielinski, 2011-13	7
Nolan Fry, 2001-02	
t4. T. Walch, 2013-17	6
C. Pillsbury, '05-'06	

Shutouts

1. T. Vail, 15-16, 18-19, 21	181
2. A. Simpson, '03-'05	141
3. Trevor Walch, '13-'17	126
4. S. Weedman, '15-'17	105
5. P. Olson, 2014-16	101

Innings Pitched

1. T. Vail, 15-16/18-19/21	384.2
2. A. Simpson, 03-05	332.0
3. T. Walch, 2013-17	295.0
4. M. Zielinski, '11-'13	279.1
5. P. Olson, 2014-16	278.2

Strikeouts

1. T. Vail, 15-16, 18-19, 21	347
2. A. Simpson, '03-'05	303
3. P. Olson, 2014-16	237
4. Matt Zielinski, '11-'13	226
5. Trevor Walch, '13-'17	215

Walks

1. T. Vail, 15-16, 18-19, 21	181
2. A. Simpson, '03-'05	141
3. Trevor Walch, '13-'17	126
4. S. Weedman, '15-'17	105
5. P. Olson, 2014-16	101

ERA (min. 96 IP)

1. C. Little, '14-'15, '17	1.67
2. E. Massingham, '11-'14	1.68
3. K. Cummings, '17-'18	2.16

FLORENCE Y'ALLS

2022 Record: 39-56 [7th, West Division]



7950 Freedom Way

Florence, KY 41042

Phone: (859) 594-4487

Website: FlorenceYalls.com

Social Media:

Facebook.com/florenceyallsbaseball

Twitter: @florence_yalls

Instagram: @florenceyallsbaseball

FRONT OFFICE**Ownership Group:** Freedom Baseball Club, LLC**President:** David DelBello**General Manager/Director, Business****Operations:** Max Johnson**Director, Stadium Operations & Amateur****Baseball Events:** Brennan Hatten**Stadium Operations Manager:** Zach Drury**Amateur Baseball Coordinator:**

Don Tregasser

Group Sales Manager: Gabe Parsons**Media Relations Manager/Broadcaster:**

Anthony Mazzini

Marketing & In-Game Entertainment**Manager:** Erin Claybaugh**Fan Communications & Engagement****Manager:** Samantha Cyrus**Creative Director:** Nick Theurling**P.R. & Communications Coordinator:**

Hannah Roaden

Special Events Coordinator: Sophie Wilson**Box Office Manager:** Joseph Baker**Concessions Manager:** Matt Fornash**Merchandise Manager:** Zane Te Kanawa**Clubhouse Manager:** Brett Schonrock**FIELD STAFF****Manager:** Chad Rhoades**Pitching Coach:** Karl Craigie**Hitting Coach:** Mike Morris**Athletic Trainer:** Tanner Harned**GAME DAY INFORMATION****Stadium:** Thomas More Stadium**Year Opened:** 2004**Capacity:** 5,000**Outfield Dimensions:** 325-395-325**Broadcasters:** Anthony Mazzini, Carter


Bainbridge

Games Broadcast: All**Webcast:** meridix.com/channel/?liveid=

Florenceyalls

Visiting Team Hotel: La Quinta Inn & Suites, 350 Meijer Dr., Florence, KY, 29501

Phone: (859) 282-8212

FIELD MANAGER - CHAD RHOADES

Originally from Texas, Chad Rhoades returns to Florence as the team's field manager in 2023. As a player, he reached as high as Double-A Portland in the Boston Red Sox organization, and also pitched in independent baseball for Fargo-Moorhead and Gary Southshore in the American Association as well as Fort Worth in the United League before joining the coaching ranks.

After one season as Florence's pitching coach in 2015, Rhoades joined the Miami Marlins system as a pitching coach and rehabilitation coach to work with pitchers overcoming "Tommy John" surgery. He then re-joined the Y'alls staff in 2020 for the Battle of the Bourbon Trail and was their pitching coach again in 2021.

FLORENCE YEAR-BY-YEAR HISTORY

Year	League	Level	Record	Finish (Tms)	Attendance	Manager
1994	Frontier	Ind.	42-25	2nd (8)	64,355	Mal Fichman
1995	Frontier	Ind.	46-23	1st (8)	67,167	Mal Fichman
1996	Frontier	Ind.	41-33	t-2nd (8)	61,575	Jim Coffman
1997	Frontier	Ind.	47-33	1st (8)	59,768	Hank Manning
1998	Frontier	Ind.	34-43	6th (8)	45,447	Stephan Rapaglia
1999	Frontier	Ind.	43-41	3rd (10)	57,529	Mal Fichman
2000	Frontier	Ind.	48-36	1st (10)	45,243	Mike Moore
2001	Frontier	Ind.	44-40	t-7th (12)	43,184	Mike Moore
2002	Frontier	Ind.	30-54	12th (12)	35,208	Kirk Taylor
2003	Frontier	Ind.	27-61	12th (12)	18,623	Tom Browning
2004	Frontier	Ind.	31-65	11th (12)	68,250	Tom Browning
2005	Frontier	Ind.	53-42	t-2nd (12)	94,191	Jamie Keefe
2006	Frontier	Ind.	38-56	10th (10)	89,969	Jamie Keefe
2007	Frontier	Ind.	42-54	9th (12)	99,333	Jamie Keefe
2008	Frontier	Ind.	47-49	t-8th (12)	106,707	Jamie Keefe
2009	Frontier	Ind.	49-47	6th (12)	102,086	Toby Rumfield
2010	Frontier	Ind.	38-58	9th (12)	112,844	Toby Rumfield
2011	Frontier	Ind.	39-57	t-10th (12)	83,436	Fran Riordan
2012	Frontier	Ind.	57-39	t-2nd (14)	97,382	Fran Riordan
2013	Frontier	Ind.	53-43	t-4th (14)	112,270	Fran Riordan
2014	Frontier	Ind.	41-55	9th (14)	105,539	Fran Riordan
2015	Frontier	Ind.	49-47	t-5th (14)	104,578	Dennis Pelfrey
2016	Frontier	Ind.	46-49	t-6th (12)	88,438	Dennis Pelfrey
2017	Frontier	Ind.	61-35	2nd (12)	87,545	Dennis Pelfrey
2018	Frontier	Ind.	49-47	6th (12)	108,805	Dennis Pelfrey
2019	Frontier	Ind.	57-39	t-1st (10)	99,038	Dennis Pelfrey
2021	Frontier	Ind.	57-38	1st (14)	83,217	Brian White
2022	Frontier	Ind.	39-56	14th (16)	107,877	Brian White

Division Championships: 1995, 1997, 2000, 2017, 2021

FLORENCE PLAYOFF HISTORY

Year	Round	Opponent	Result
1994	First Round	Ohio Valley	W, 2-0 (Best of 3)*
	Championship	Lancaster	W, 2-0 (Best of 3)*
1995	First Round	Richmond	W, 2-0 (Best of 3)**
	Championship	Zanesville	W, 2-0 (Best of 3)**
1996	First Round	Chillicothe	L, 1-2 (Best of 3)**
1997	First Round	Canton	L, 0-2 (Best of 3)**
1999	First Round	London	L, 0-2 (Best of 3)***
2000	First Round	London	W, 2-0 (Best of 3)***
	Championship	Evansville	W, 3-1 (Best of 5)***
2012	First Round	Gateway	W, 3-2 (Best of 5)
	Championship	Southern Illinois	L, 1-3 (Best of 5)
2013	First Round	Schaumburg	L, 0-3 (Best of 5)
2015	Wild Card	River City	L, 0-1 (W.T.A)
2017	Division Series	Washington	W, 3-1 (Best of 5)
	Championship	Schaumburg	L, 1-3 (Best of 5)
2019	Division Series	Lake Erie	W, 3-0 (Best of 5)
	Championship	River City	L, 0-3 (Best of 5)
2021	Division Series	Schaumburg	L, 1-3 (Best of 5)

* - as Erie Sailors

** - as Johnstown Steal

*** - as Johnstown Johnnies

SINGLE-SEASON RECORDS - HITTING

Batting Avg. [min. 260 PA]

1. Reggie Watson, '07	.358
2. Sam Eberle, 2014	.346
3. Mike Galloway, 2005	.344
4. Jordan Brower, '17	.331
5. Angel Molina, 2008	.327

On-Base Pct. [min. 260 PA]

1. Sam Eberle, 2014	.462
2. Jimmy Baker, 2010	.441
3. Reggie Watson, '07	.437
4. Taylor Oldham, 2016	.428
5. Byron Wiley, 2013	.425

Slugging Pct. [min. 260 PA]

1. A. Brocato, 2022	.626
2. Kelly Hunt, 2008	.614
3. Mike Galloway, 2005	.607
4. Brennan Price, '22	.602
5. Angel Molina, 2008	.585

Runs Scored

1. Garth McKinney, '08	83
t2. Junior Arrojo, 2012	76
Beau Blacken, '07	
t4. Brennan Price, '22	74
Angel Molina, 2008	

Hits

t1. Mike Galloway, '05	120
Trevor Hall, 2005	
3. Alberti Chavez, '22	119
4. Ryan Basham, 2009	118
5. Jordan Brower, '17	117

Doubles

1. Jordan Brower, '17	30
t2. Chad Sedio, 2021	29
Scott Martin, 2005	
t4. Ray Zuberer, 2022	28
Trevor Hall, 2005	

Triples

1. Cole Miles, 2011	9
2. Peter Fatse, 2012	7
3. Cole Miles, 2014	6
t4. Connor Crane, 2019	5
Reggie Watson, '06	

Home Runs

t1. Justin Pickett, '09	26
Kelly Hunt, 2008	
t3. Brennan Price, '22	24
Mike Galloway, '05	
Kyle Geswein, 2005	

RBIs

1. Brennan Price, 2022	91
2. Trevor Craport, '21	85
t3. Billy Mottram, 2009	79
Trevor Hall, 2005	
5. Justin Pickett, '09	78

Walks

1. Byron Wiley, 2013	74
2. Collins Cuthrell, '17	71
3. Beau Blacken, 2007	69
4. Sam Eberle, 2014	64
5. Daniel Fraga, 2016	60

Strikeouts

1. Justin Pickett, 2010	109
2. Billy Mottram, 2009	103
3. Stephen Shults, '10	102
4. Garth McKinney, '08	100
5. 2 tied	94

Stolen Bases

1. Cole Miles, 2011	40
2. Junior Arrojo, 2013	39
3. Billy Mottram, 2009	30
t4. Daniel Fraga, 2015	29
Cole Miles, 2014	

SINGLE-SEASON RECORDS - PITCHING

Appearances

1. Liam Ohlmann, 2010	54
2. Pete Levitt, 2016	52
3. D. DeSimone, 2013	47
t4. Jose Velazquez, '12	46
Will Palmer, 2010	

Starts

1. Everett Saul, 2009	22
2. Mike Dennison, '05	21
t3. Andres Caceres, '12	20
Andy Clark, 2011	
4 more tied	

Wins

1. Everett Saul, 2009	12
t2. Jordan Kraus, 2017	10
Cody Gray, 2017	
Andy Clark, 2011	
2 more tied	

Losses

1. Bobby Graves, 2003	10
t2. Tim Holmes, 2010	9
Jason Bowlin, '06	
J. Morrison, 2004	
C. Jakubauskas, '03	

Saves

1. Jorge Marban, 2013	27
2. Ed Kohout, 2015	19
3. Ted Rowe, 2005	17
4. Jorge Marban, 2012	16
t5. 3 tied	15

Complete Games

1. Bobby Graves, 2003	7
t2. Cody Gray, 2017	4
Jason Bowlin, '06	
t4. Tyler Gibson, 2019	3
4 more tied	

Shutouts

t1. J. Gooding, '16	2
J. Gooding, '15	
Dan Jensen, 2013	
Preston Vancil, '09	
Jason Bowlin, 2006	

Innings Pitched

1. Mike Dennison, '05	141.2
2. Joel Posey, 2005	132.0
3. Bobby Graves, '03	131.1
4. Everett Saul, 2009	130.2
5. Jason Bowlin, '06	129.0

Strikeouts

1. Joel Posey, 2005	144
2. Chris Ingoglia, 2008	132
3. Casey Henn, 2014	111
t4. Scott Sebald, 2019	105
Everett Saul, 2009	

Walks

1. Joel Posey, 2005	65
2. Bobby Graves, 2003	60
3. Tim Holmes, 2010	53
t4. Casey Henn, 2014	52
Andres Caceres, '12	

ERA [min. 48 IP]

1. Ethan Gibbons, 2015	1.812
2. Ed Kohout, 2015	1.813
3. F. Valentino, 2019	2.10
4. Michael Oros, 2013	2.16
5. Ted Rowe	2.35

ERA [min. 96 IP]

1. Chuck Weaver, 2014	2.65
2. Mike Castellani, '19	2.66
3. Casey Henn, 2014	2.71
4. Joel Posey, 2005	3.14
5. Chuck Weaver, 2015	3.22

CAREER RECORDS - HITTING

Games Played

1. Tim Grogan, 2007-10	305
2. J. Brower, '16-'18, '21	297
3. R. Basham, '07-'09	283
4. B. Mottram, '08-'10	282
5. Daniel Fraga, '15-'17	279

Batting Avg. (min. 500 PA)

1. Sam Eberle, '14-'15	.326
2. Chris Curley, '11-'12	.313
3. R. Watson, '06-'07	.3092
4. T. Oldham, 2016-17	.3089
5. B. Blacken, '06-'07	.302

On-Base Pct. (min. 500 PA)

1. Sam Eberle, 2014-15	.419
2. T. Oldham, 2016-17	.414
3. B. Blacken, 2006-07	.410
4. M. Galloway, '05-'06	.409
5. Junior Arrojo, '11-'13	.402

Slugging Pct. (min. 500 PA)

1. M. Galloway, '05-'06	.541
2. Chris Curley, '11-'12	.513
3. Trevor Hall, '05-'06	.512
4. S. Shults, 2010-11	.496
5. B. Blacken, 2006-07	.492

Runs Scored

1. Tim Grogan, 2007-10	195
2. Junior Arrojo, '11-'13	190
3. Daniel Fraga, '15-'17	188
4. B. Mottram, '08-'10	180
5. R. Basham, '07-'09	171

Hits

1. R. Basham, 2007-09	322
2. J. Brower, '16-'18, '21	316
3. Tim Grogan, '07-'10	311
4. B. Mottram, '08-'10	304
5. Daniel Fraga, '15-'17	278

Doubles

1. Tim Grogan, 2007-10	76
2. R. Basham, '07-'09	70
3. J. Brower, '16-'18, '21	65
t4. A. Wobrock, '17-'19	52
2 others tied	

Triples

1. Cole Miles, 2011-14	15
2. B. Mottram, '08-'10	10
3. C. Crane, '18-'19, '21	9
4. R. Watson, '06-'07	8
t5. 2 tied	7

Home Runs

t1. R. Basham, '07-'09	44
Tim Grogan, '07-'10	
3. B. Mottram, '08-'10	41
4. J. Pickett, 2009-10	39
t5. 2 tied	37

RBIs

1. R. Basham, '07-'09	191
2. Tim Grogan, '07-'10	186
3. J. Brower, '16-'18, '21	172
4. B. Mottram, '08-'10	169
5. C. Cuthrell, 2015-17	158

Walks

1. Daniel Fraga, '15-'17	172
2. Tim Grogan, '07-'10	168
3. R. Basham, '07-'09	145
4. C. Cuthrell, '15-'17	142
5. Greg Stone, '05-'07	122

Stolen Bases

1. Cole Miles, 2011-14	82
t2. Daniel Fraga, '15-'17	80
Junior Arrojo, '11-'13	
4. B. Mottram, '08-'10	58
5. T. Oldham, '16-'17	51

CAREER RECORDS - PITCHING

Appearances

1. Pete Levitt, 2014-17	154
2. J. Marban, 2012-14	112
3. K. Craigie, '19, '21-'22	110
4. D. DeSimone, '12-'15	107
t5. 3 tied	94

Starts

1. Andy Clark, 2008-13	72
2. C. Weaver, '13-'15, '18	60
3. Cody Gray, 2015-18	54
4. J. Bowlin, 2005-07	51
5. J. Kraus, 2016-18	47

Wins

1. Andy Clark, 2008-13	37
2. Cody Gray, 2015-18	26
3. C. Weaver, '13-'15, '18	23
4. J. Kraus, 2016-18	22
5. 2 tied	20

Losses

1. J. Bowlin, 2005-07	18
2. Tim Holmes, 2010-11	17
t3. C. Weaver, '13-'15, '18	16
Andy Clark, '08-'13	
1 other tied	

Saves

1. Jorge Marban, '12-'14	54
2. J. Tripp, 2018-19, '21	33
3. Ed Kohout, 2014-15	27
4. J. Dougherty, '21-pres.	25
5. Cody Castle, '06-'08	18

Complete Games

t1. J. Kraus, 2016-18	7
B. Graves, 2003-04	
t3. Alec Lewis, 2011-12	6
J. Bowlin, 2005-07	
t5. 2 tied	5

Shutouts

1. J. Gooding, 2015-16	4
2. J. Kraus, 2016-18	3
t3. Dan Jensen, 2013	2
P. Vancil, '09, '11	
2 more tied	

Innings Pitched

1. Andy Clark, '08-'13	471.2
2. C. Weaver, '13-'15, '18	382.0
3. J. Bowlin, '05-'07	348.1
4. Cody Gray, 2015-18	323.0
5. J. Kraus, 2016-18	321.1

Strikeouts

1. Andy Clark, 2008-13	373
2. C. Weaver, '13-'15, '18	294
3. Cody Gray, 2015-18	273
4. J. Kraus, 2016-18	252
5. J. Bowlin, 2005-07	230

Walks

1. Andy Clark, 2008-13	131
2. J. Bowlin, 2005-07	125
3. B. Graves, 2003-04	107
4. J. Kraus, 2016-18	100
5. Tony Vocca, '15-'17	99

ERA (min. 96 IP)

1. M. Castellani, '18-'19	2.84
2. K. Craigie, '19, '21-'22	2.88
3. Kevin Rival, '03-'04	2.90
4. J. Marban, 2012-14	2.94
5. Tyler Gibson, '18-'19	2.97

GATEWAY GRIZZLIES

2022 Record: 47-49 [6th, West Division]



2300 Grizzly Bear Blvd.
 Sauget, IL 62206
 Phone: (618) 337-3000
 Website: GatewayGrizzlies.com

Social Media:
Facebook.com/GatewayGrizzlies
Twitter: @GatewayGrizzlie
Instagram: @gatewaygrizzlies

FRONT OFFICE

Owner: Rich Sauget, Sr.
General Manager: Kurt Ringkamp
Director, Stadium Operations & Events:
 Sam Kehrer
Assistant Operations Manager: Jacob Vogel
Director, In-Game Entertainment:
 Jared Speer
Director, Promotions: Hannah Radden
Director, Team Apparel & Merchandise:
 Garrett Murphy

Director, Broadcasting & Media Relations:
 Jason Guerette
Business Development Manager:
 Brandon Carbray
Business Development Manager:
 Nate Owens
Box Office Manager: T.J. Zobrist
Marketing Assistant: Erin Brezovar
Clubhouse Manager: Matt Mooney

FIELD STAFF

Manager: Steve Brook
Pitching Coach: Nick Kennedy
Hitting Coach: Kyle Gaedele

Bench Coach: Alex Ferguson
Bullpen Coach: Zac Treece
Athletic Trainer: Geof Manzo

GAME DAY INFORMATION

Stadium: Grizzlies Ballpark
Year Opened: 2002
Capacity: 6,000
Outfield Dimensions: 315-385-301

Broadcasters: Jason Guerette, Joey Miller
Games Broadcast: All
Webcast: grizzliesmedianetwork.mixlr.com

Visiting Team Hotel: DraftKings at Casino Queen, 200 South Front St., East St. Louis, IL 62201
Phone: (314) 568-2863

FIELD MANAGER - STEVE BROOK



Steve Brook enters his second season with the Grizzlies in 2023. In his first, he led the Grizzlies to a 47-49 overall record, the club's best since 2014.

Brook previously managed the River City Rascals in the Frontier League, with his Rascals going 548-409 (.573) over those ten seasons with two Frontier League Championships (2010, 2019) and seven total playoff appearances.

Prior to managing the Rascals, Brook was the Rascals pitching coach from 2008-09 following a four-year professional career on the mound, also with River City. He won 33 games from 2004-07, a Rascals club record.

MANAGERIAL HISTORY

Year	Team	League	Affil.	Level	Record	Finish (Tms)	Playoffs
2010	River City	Frontier	—	Ind.	57-38	2nd (12)	League Champions
2011	River City	Frontier	—	Ind.	68-27	1st (12)	Lost Champ. Series
2012	River City	Frontier	—	Ind.	45-50	t-8th (14)	
2013	River City	Frontier	—	Ind.	56-40	t-7th (14)	
2014	River City	Frontier	—	Ind.	61-35	t-1st (14)	Lost Champ. Series
2015	River City	Frontier	—	Ind.	56-40	4th (14)	Lost Champ. Series
2016	River City	Frontier	—	Ind.	49-47	4th (12)	Lost Champ. Series
2017	River City	Frontier	—	Ind.	50-46	6th (12)	
2018	Rlver City	Frontier	—	Ind.	52-44	3rd (12)	Lost Division Series
2019	River City	Frontier	—	Ind.	54-42	3rd (10)	League Champions
2022	Gateway	Frontier	—	Ind.	47-49	11th (16)	

GATEWAY YEAR-BY-YEAR HISTORY

Year	League	Level	Record	Finish (Tms)	Attendance	Manager
2001	Frontier	Ind.	37-44	9th (12)	28,898	Champ Summers
2002	Frontier	Ind.	34-50	10th (12)	92,819	Rich Sauget, Jr.
2003	Frontier	Ind.	50-38	4th (12)	168,067	Danny Cox
2004	Frontier	Ind.	56-38	3rd (12)	217,500	Danny Cox
2005	Frontier	Ind.	49-47	7th (12)	177,353	Danny Cox
2006	Frontier	Ind.	42-52	7th (10)	182,124	Danny Cox
2007	Frontier	Ind.	64-29	2nd (12)	196,134	Phil Warren
2008	Frontier	Ind.	51-45	4th (12)	190,892	Phil Warren
2009	Frontier	Ind.	40-54	11th (12)	175,720	Phil Warren
2010	Frontier	Ind.	54-40	4th (12)	186,147	Phil Warren
2011	Frontier	Ind.	39-56	9th (12)	166,072	Phil Warren
2012	Frontier	Ind.	57-39	t-2nd (14)	150,745	Phil Warren
2013	Frontier	Ind.	53-43	t-4th (14)	162,572	Phil Warren
2014	Frontier	Ind.	50-46	7th (14)	156,840	Phil Warren
2015	Frontier	Ind.	45-50	8th (14)	149,319	Phil Warren
2016	Frontier	Ind.	44-51	9th (12)	163,679	Phil Warren
2017	Frontier	Ind.	32-64	12th (12)	148,176	Phil Warren
2018	Frontier	Ind.	38-58	12th (12)	125,536	Phil Warren
2019	Frontier	Ind.	39-57	11th (12)	112,252	Phil Warren
2021	Frontier	Ind.	38-57	14th (14)	62,416	Cam Roth
2022	Frontier	Ind.	47-49	11th (16)	76,864	Steve Brook

Division Championships: 2003, 2007, 2012

GATEWAY PLAYOFF HISTORY

Year	Round	Opponent	Result
2003	Division Series	Washington	W, 2-0 (Best of 3)
	Championship	Evansville	W, 3-0 (Best of 5)
2004	Division Series	Rockford	L, 2-3 (Best of 5)
2007	Division Series	Washington	L, 0-3 (Best of 5)
2008	Division Series	Kalamazoo	L, 1-3 (Best of 5)
2012	Division Series	Florence	L, 2-3 (Best of 5)

SINGLE-SEASON RECORDS - HITTING**Batting Avg. [min. 260 PA]**

1. Mike Breyman, 2005	.365
2. Logan Parker, 2011	.355
3. Jon Armitage, 2007	.336
4. Antone DeJesus, '13	.333
5. Brian Sellier, 2001	.332

On-Base Pct. [min. 260 PA]

1. Jon Armitage, 2007	.452
2. Jon. Johnson, 2012	.445
3. Mike Breyman, 2007	.435
4. Mike Breyman, 2005	.432
5. Logan Parker, 2011	.430

Slugging Pct. [min. 260 PA]

1. S. Holdren, 2009	.627
2. Mike Breyman, 2005	.618
3. S. Holdren, 2007	.616
4. Mike Breyman, '08	.610
5. Logan Parker, 2011	.604

Runs Scored

1. Dustin Roberts, '07	88
2. Jon. Johnson, 2012	79
3. Charlie Lisk, 2008	77
4. Isaac Benard, 2022	75
5. Jon. Johnson, 2013	74

Hits

1. Charlie Lisk, 2010	113
t2. Isaac Benard, '22	112
Phil Warren, 2004	
4. Mike Breyman, 2007	111
5. Joe Agreste, 2011	110

Doubles

1. Isaac Benard, 2022	30
2. Logan Parker, 2010	28
t3. Mike Breyman, '08	27
Greg Isaacson, '06	
t5. 2 tied	26

Triples

1. S. Holdren, 2007	8
t2. Ben Piatt, 2003	6
Brian Sellier, 2001	
4. M. Johnson, 2014	5
t5. 6 tied	4

Home Runs

1. Dustin Roberts, '07	29
2. Charlie Lisk, 2009	28
3. Jon Myers, 2013	25
4. Charlie Lisk, '08 & '11	24
Mike Breyman, 2008	

RBIs

1. Charlie Lisk, 2011	94
2. Charlie Lisk, 2010	88
3. Mike Breyman, 2008	86
4. Charlie Lisk, 2009	82
5. Logan Parker, 2010	77

Walks

1. Jon. Johnson, 2012	79
2. Jon. Johnson, 2013	78
3. Blake Brown, 2017	70
4. Mike Breyman, 2007	64
5. Jon Armitage, 2007	61

Strikeouts

1. T. Achenbach, 2022	114
2. Connor Owings, '19	112
3. Blake Brown, 2015	110
4. Chase Vallot, 2021	104
5. Blake Brown, 2018	103

Stolen Bases

1. S. Dunston, Jr., 2019	36
2. Matt Hearn, 2017	30
3. Robbie Minor, 2008	29
t4. Abdiel Diaz, 2022	27
James Molinari, '01	

SINGLE-SEASON RECORDS - PITCHING**Appearances**

1. Grant Black, 2019	51
t2. Jason Seever, 2019	45
Dakota Smith, 2019	
t4. Patrick Boyle, 2019	44
G. Bramblett, 2019	

Starts

1. Mark Brackman, '10	21
t2. Max MacNabb, '18	20
Tim Brown, 2012	
M. Brackman, '09	
3 more tied	

Wins

1. Erik Dessau, 2007	14
t2. Tim Brown, 2013	13
M. Brackman, '10	
t4. Tim Brown, 2012	12
B. Smith, 2005	

Losses

1. Will Anderson, 2017	14
t2. M. Brackman, '09	10
Frank Graham, '02	
t4. Max MacNabb, '18	9
3 more tied	

Saves

1. Eric Ridener, 2007	20
2. Richard Barrett, '14	19
t3. R. Barrett, 2012	17
T. Pennington, '06	
t5. 2 tied	16

Complete Games

1. Brandon Smith, '05	7
t2. M. Brackman, '10	5
Pete Buck, 2003	
t4. Tim Brown, 2012	4
2 more tied	

Shutouts

1. Mark Brackman, '10	3
t2. Vince Molesky, '16	2
B. Smith, 2005	
Adam Jahnsen, '03	
S. Patterson, '03	

Innings Pitched

1. Mark Brackman, '10	152.2
2. Tim Brown, 2012	150.0
3. Erik Dessau, 2007	138.0
4. Tim Brown, 2013	136.1
5. Brandon Smith, '05	131.2

Strikeouts

t1. Vince Molesky, '17	120
S. Patterson, 2004	
S. Patterson, 2003	
t4. Brandon Smith, '05	119
Layne Meyer, 2002	

Walks

1. Jordan Barrett, 2021	75
2. B.J. Dail, 2010	67
3. Jordan Barrett, '19	62
4. Tim Clubb, 2010	54
5. J. Anderegg, 2002	52

ERA [min. 48 IP]

1. Geoff Bramblett, '19	0.50
2. Zac Treece, 2012	1.22
3. Dave Klahs, 2003	2.02
4. Zac Treece, 2013	2.13
5. Mark Brackman, '11	2.15

ERA [min. 96 IP]

1. Mark Brackman, '11	2.15
2. Tim Brown, 2012	2.28
3. Joe Dooley, 2004	2.75
4. Scott Patterson, '03	2.92
5. Tim Brown, 2013	2.97

CAREER RECORDS - HITTING**Games Played**

1. Charlie Lisk, '07-'11	422
2. M. Breyman, '04-'08	397
3. L. Hernandez, '10-'14	363
4. Blake Brown, '15-'18	344
5. Cody Livesay, '15-'18	332

Batting Avg. (min. 500 PA)

1. L. Parker, '10-'11	.3255
2. M. Breyman, '04-'08	.3252
t3. C. McClendon, '09, '12-'13	.3037
S. Holdren, '07-'09	
5. T. Coyne, '02-'04	.3037

On-Base Pct. (min. 500 PA)

1. M. Breyman, '04-'08	.420
2. J. Johnson, '12-'14	.414
3. S. Holdren, '07-'09	.411
4. Logan Parker, '10-'11	.407
5. C. McClendon, '09, '12-'13	.394

Slugging Pct. (min. 500 PA)

1. M. Breyman, '04-'08	.579
2. S. Holdren, '07-'09	.571
3. D. Roberts, '06-'07	.559
4. Charlie Lisk, '07-'11	.553
5. Logan Parker, '10-'11	.545

Runs Scored

1. Charlie Lisk, '07-'11	305
2. M. Breyman, '04-'08	275
3. Blake Brown, '15-'18	218
4. S. Holdren, '07-'09	196
5. L. Hernandez, '10-'14	194

Hits

1. Charlie Lisk, '07-'11	465
2. M. Breyman, '04-'08	458
3. Blake Brown, '15-'18	343
4. L. Hernandez, '10-'14	337
5. Cody Livesay, '15-'18	332

Doubles

1. M. Breyman, '04-'08	99
2. Charlie Lisk, '07-'11	79
3. L. Hernandez, '10-'14	68
t4. Blake Brown, '15-'18	60
Ben Waldrip, '14-'16	

Triples

1. Charlie Lisk, '07-'11	12
2. S. Holdren, '07-'09	9
t3. J. Agreste, '07, '09	7
Tony Coyne, '02-'04	
t5. 2 tied	6

Home Runs

1. Charlie Lisk, '07-'11	112
2. M. Breyman, '04-'08	82
3. Blake Brown, '15-'18	66
4. L. Hernandez, '10-'14	64
5. S. Holdren, '07-'09	54

RBIs

1. Charlie Lisk, '07-'11	369
2. M. Breyman, '04-'08	312
3. Blake Brown, '15-'18	224
4. L. Hernandez, '10-'14	214
5. Phil Warren, '03-'05	181

Walks

1. M. Breyman, '04-'08	211
2. Blake Brown, '15-'18	199
3. Charlie Lisk, '07-'11	191
4. J. Johnson, '12-'14	180
5. Cody Livesay, '15-'18	168

Stolen Bases

1. Cody Livesay, '15-'18	65
2. J. Johnson, '12-'14	57
3. J. Reiter, '03-'05	48
4. A. Diaz, '21-pres.	45
5. Blake Brown, '15-'18	41

CAREER RECORDS - PITCHING**Appearances**

1. R. Barrett, '10-'14	153
2. JaVaun West, '12-'17	135
3. Eric Ridener, '07-'09	100
4. Grant Black, '18-'19	86
t5. 2 tied	80

Starts

1. Erik Dessau, '05-'08	64
2. Pete Buck, '01-'04	61
3. JaVaun West, '12-'17	58
t4. V. Molesky, '15-'17	55
M. Brackman, '09-'11	

Wins

t1. JaVaun West, '12-'17	30
Erik Dessau, '05-'08	
t2. M. Brackman, '09-'11	26
Pete Buck, '01-'04	
5. Tim Brown, '12-'13	25

Losses

1. JaVaun West, '12-'17	25
2. Pete Buck, '01-'04	23
3. V. Molesky, '15-'17	21
t4. M. Brackm'n, '09-'11	19
E. Dessau, '05-'08	

Saves

1. R. Barrett, '10-'14	51
2. Eric Ridener, '07-'09	27
3. G. Bramblett, '19, '21	22
4. Mike Golden, '03-'05	18
t5. 2 tied	17

Complete Games

1. Pete Buck, '01-'04	11
2. M. Brackman, '09-'11	10
3. B. Smith, '04-'05	8
4. Tim Brown, '12-'13	7
t5. 2 tied	6

Shutouts

t1. V. Molesky, '15-'17	3
M. Brackman, '09-'11	
S. Patterson, '02-'05	
t4. Tim Brown, '12-'13	2
3 more tied	

Innings Pitched

1. JaVaun West, '12-'17	472.2
2. E. Dessau, '05-'08	415.2
3. Pete Buck, '01-'04	414.2
4. M. Brackman, '09-'11	380.2
5. V. Molesky, '15-'17	354.0

Strikeouts

1. JaVaun West, '12-'17	468
2. S. Patterson, '02-'05	332
3. V. Molesky, '15-'17	326
4. Pete Buck, '01-'04	316
5. M. Brackman, '09-'11	308

Walks

1. JaVaun West, '12-'17	170
2. J. Barrett, '19 & '21	137
t3. E. Dessau, '05-'08	118
Pete Buck, '01-'04	
5. N. Roush, '05-'07	103

ERA (min. 96 IP)

1. Zac Treece, '12-'13	1.67
2. Tim Brown, '12-'13	2.61
3. R. Barrett, '10-'14	2.89
4. T. Richards, '15-'16	3.31
5. Grant Black, '18-'19	3.36

JOLIET SLAMMERS

2022 Record: 49-47 [t-4th, West Division]



1 Mayor Art Schultz Drive
 Joliet, IL 60432
Phone: (815) 722-2287
Website: JolietSlammers.com

Social Media:
Facebook.com/JolietSlammers
Twitter: @JolietSlammers
Instagram: @jolietslammersofficial

FRONT OFFICE

Ownership Group: Joliet Community Baseball & Entertainment, LLC
President: Nick Semaca
CFO/General Manager: Heather Mills
Director, Community Relations: Ken Miller
Director, Marketing & Corporate Sales: Lauren Baca

Corporate Sales Executive: Rick Wolf
Group Sales Representative: Gina Mendez
Director, Promotions: Allison Hill
Stadium Rental & Group Sales Coordinator: Tori Zalewski
Box Office Manager: Tim Czuba

FIELD STAFF

Manager: Dan Schlereth
Pitching Coach: Wes Anderson
Hitting Coach: Paul Collins
Bench Coach/Director of Baseball Operations: Matt Shepardon

Special Assistant for Baseball Operations: Eric Minshall
Athletic Trainer: Samantha DesJardine
Team Doctor: Dr. Michael Murphy

GAME DAY INFORMATION

Stadium: Duly Health and Care Field
Year Opened: 2002
Capacity: 6,229
Outfield Dimensions: 347-400-327

Broadcasters: Lonnie Wilkins, Bill Downing
Games Broadcast: Home Games only
Webcast: none

Visiting Team Hotel (midweek series): Harrah's Joliet, 151 N. Joliet St., Joliet, IL, 60432
Phone: (815) 740-2233

Visiting Team Hotel (weekend series): Clarion Hotel & Conference Center Joliet
 411 South Larkin Ave., Joliet, IL, 60436
Phone: (815) 768-1354

FIELD MANAGER - DAN SCHLERETH



Former MLB pitcher Dan Schlereth enters his second season as the manager of the Joliet Slammers in 2023. In his first, the Slammers finished with a winning record of 49-47, falling just short of a playoff berth.

Selected in the first round of the 2008 MLB Draft by the Arizona Diamondbacks, Schlereth made his major league debut the following season in May of 2009. Later that same year, he and Max Scherzer were sent to the Detroit Tigers as part of a three-team trade. During his time with the Tigers from 2009-12, Schlereth was part of a team that won the American League pennant in 2012. He went on to pitch for ten other MLB organizations in a 13-year career.

MANAGERIAL HISTORY

Year	Team	League	Affil.	Level	Record	Finish (Tms)	Playoffs
2022	Joliet	Frontier	—	Ind.	49-47	t-9th (16)	

JOLIET YEAR-BY-YEAR HISTORY

Year	League	Level	Record	Finish (Tms)	Attendance	Manager
2011	Frontier	Ind.	56-40	3rd (12)	108,610	Bart Zeller
2012	Frontier	Ind.	37-58	10th (12)	104,019	Bart Zeller
2013	Frontier	Ind.	38-57	12th (14)	93,875	Mike Breyman
2014	Frontier	Ind.	40-56	t-10th (14)	81,662	Jeff Isom
2015	Frontier	Ind.	42-54	t-9th (14)	95,673	Jeff Isom
2016	Frontier	Ind.	51-45	3rd (12)	90,458	Jeff Isom
2017	Frontier	Ind.	42-54	9th (12)	100,160	Jeff Isom
2018	Frontier	Ind.	54-42	t-1st (12)	88,198	Jeff Isom
2019	Frontier	Ind.	40-56	8th (10)	127,730	Jeff Isom
2021	Frontier	Ind.	39-56	t-12th (14)	86,087	Aaron Nieckula
2022	Frontier	Ind.	49-47	t-9th (16)	137,988	Dan Schlereth

Division Championships: 2011, 2016

JOLIET PLAYOFF HISTORY

Year	Round	Opponent	Result
2011	Division Series	Lake Erie	W, 3-0 (Best of 5)
	Championship	River City	W, 3-1 (Best of 5)
2016	Division Series	Evansville	L, 1-3 (Best of 5)
2018	Division Series	River City	W, 3-2 (Best of 5)
	Championship	Washington	W, 3-2 (Best of 5)

SINGLE-SEASON RECORDS - HITTING

Batting Avg. [min. 260 PA]

1. Grant DeBruin, 2014	.355
2. Trenton Hill, 2018	.330
3. Brylie Ware, 2022	.327
4. R. H'pii-Haslam, '17	.321
5. Abel Nieves, 2012	.320

On-Base Pct. [min. 260 PA]

1. Brylie Ware, 2022	.435
2. Trenton Hill, 2018	.428
3. Brylie Ware, 2021	.427
4. Abel Nieves, 2012	.421
5. Nate Roberts, 2015	.417

Slugging Pct. [min. 260 PA]

1. Nick Akins, 2013	.609
2. Justin Garcia, 2018	.534
3. Erik Lis, 2011	.5319
4. Grant DeBruin, 2014	.5315
5. Carter Bell, 2016	.515

Runs Scored

1. A. Rodriguez, 2016	74
2. Josh Flores, 2011	67
3. Marc Flores, 2016	64
4. Grant DeBruin, 2014	63
5. 2 tied	62

Hits

1. Grant DeBruin, 2014	135
2. M. Rodriguez, 2017	115
3. Mike Garza, 2015	114
4. Carter Bell, 2016	108
5. Jake Gronsky, 2016	105

Doubles

t1. Carter Bell, 2016	29
Grant DeBruin, 2014	
t3. M. Rodriguez, 2017	24
Brad Netzel, 2012	
t5. 2 tied	22

Triples

1. Josh Flores, 2011	6
t2. M. McGarry, 2022	5
Mike Garza, 2015	
Bobby Leeper, 2011	
5. Boo Vasquez, 2016	4

Home Runs

1. Justin Garcia, 2018	23
2. Nick Akins, 2013	21
3. Erik Lis, 2011	20
4. Carson Maxwell, '22	17
5. Kyle Maunus, 2011	15

RBI's

1. Erik Lis, 2011	77
t2. Matt McGarry, '22	75
Justin Garcia, 2018	
4. Carter Bell, 2016	73
t5. 2 tied	67

Walks

1. R. Moldenhauer, '14	57
2. Abel Nieves, 2012	56
3. Trenton Hill, 2018	54
4. A. Rodriguez, 2016	51
5. Kyle Maunus, 2013	50

Strikeouts

1. Justin Garcia, 2018	114
2. Travis Bolin, 2018	106
3. Carson Maxwell, '22	96
4. Matt McGarry, 2022	94
5. Chaz Meadows, '19	90

Stolen Bases

1. Josh Flores, 2011	35
2. London Lindley, '18	32
t3. R. H'pii-Haslam, '18	28
Charlie White, 2016	
5. Darian Sandford, '13	22

SINGLE-SEASON RECORDS - PITCHING

Appearances

t1. Geoff Brown, 2012	44
Chuck Lukanen, '11	
t3. Trevor Charpie, '21	43
Ryan Quigley, 2011	
5. Chase Doremus, '13	42

Starts

t1. C. Aufderheide, '22	20
C. Aufderheide, '21	
Scot Hoffman, 2018	
T. Mendoza, 2012	
t5. 5 tied	19

Wins

1. Jake Renshaw, 2011	13
t2. Cole Cook, 2022	11
Liam O'Sullivan, '18	
Liam O'Sullivan, '16	
t5. 5 tied	8

Losses

1. Keegan Long, 2019	11
t2. C. Aufderheide, '21	9
Kevin Walter, 2015	
t4. D. VnSchamann, '17	8
4 others tied	

Saves

1. Ryan Quigley, 2011	28
2. Ryan Koziol, 2019	23
t3. Confesor Lara, '17	19
Amalio Diaz, 2012	
t5. 2 tied	17

Complete Games

t1. Liam O'Sullivan, '18	4
Jake Renshaw, 2011	
3. Liam O'Sullivan, '16	3
t4. Daren Osby, 2019	2
3 others tied	

Shutouts

1. Liam O'Sullivan, '18	2
t2. Scot Hoffman, '18	1
D. VnSchamann, '17	
Liam O'Sullivan, '16	
6 others tied	

Innings Pitched

1. Jake Renshaw, 2011	128.0
2. Liam O'Sullivan, '18	123.0
3. C. Aufderheide, '22	122.1
4. D. VnSchamann, '17	122.0
5. Liam O'Sullivan, '16	121.2

Strikeouts

1. Daren Osby, 2019	122
2. Trevor Charpie, '22	111
t3. Cole Cook, 2022	109
Liam O'Sullivan, '16	
5. Matt Quintana, 2019	105

Walks

1. Chuck Lofgren, 2013	57
2. C. Aufderheide, '22	56
3. Alec Thomas, 2022	53
4. Keegan Long, 2019	52
5. Andrew Moss, 2011	50

ERA [min. 48 IP]

1. Nate Antone, 2018	1.25
2. Kevin McNorton, '15	2.09
3. David Kubiak, 2015	2.16
4. Mario Samuel, 2019	2.47
5. Corey Kimber, 2018	2.50

ERA [min. 96 IP]

1. Daren Osby, 2019	2.95
2. Trevor Charpie, '22	2.99
3. Jake Renshaw, 2011	3.09
4. Liam O'Sullivan, '18	3.15
5. Cole Cook, 2022	3.20

CAREER RECORDS - HITTING

Games Played

1. Kyle Maunus, '11-'13	248
2. C. Meadows, '17-'19	214
3. R. H-Haslam, '17-'19	207
4. A. Rodriguez, '15-'16	192
5. Erik Lis, '11-'12	184

Batting Avg. (min. 500 PA)

1. Brylie Ware, '21-'22	.314
2. G. DeBruin, '13-'14	.304
3. M. Riley, '13-'14	.301
4. M. Rodriguez, '16-'17	.28899
5. R. Moldenhauer, '14-'15	.28893

On-Base Pct. (min. 500 PA)

1. Brylie Ware, '21-'22	.431
2. Hector Pellot, '11-'12	.385
3. R. Moldenhauer, '14-'15	.383
4. A. Rodriguez, '15-'16	.377
5. M. Riley, '13-'14	.371

Slugging Pct. (min. 500 PA)

1. Brylie Ware, '21-'22	.469
2. Erik Lis, '11-'12	.457
3. G. DeBruin, '13-'14	.4379
4. Marc Flores, '15-'17	.4377
5. M. Rodriguez, '16-'17	.428

Runs Scored

1. Kyle Maunus, '11-'13	135
2. A. Rodriguez, '15-'16	131
3. R. H-Haslam, '17-'19	105
4. Charlie White, '15-'16	101
5. Danny Zardon, '17-'18	95

Hits

t1. A. Rodriguez, '15-'16	205
Kyle Maunus, '11-'13	
3. G. DeBruin, '13-'14	196
t4. Erik Lis, '11-'12	194
Brad Netzel, '11-'12	

Doubles

t1. Brylie Ware, '21-'22	43
Kyle Maunus, '11-'13	
3. G. DeBruin, '13-'14	41
4. Brad Netzel, '11-'12	39
t5. 2 tied	37

Triples

1. Josh Flores, 2011	6
t2. S. Holzwasser, '21-'22	5
M. McGarry, 2022	
R. H-Haslam, '17-'19	
3 others tied	

Home Runs

1. Kyle Maunus, '11-'13	32
2. Erik Lis, '11-'12	28
3. C. Maxwell, '21-'22	24
4. Justin Garcia, 2018	23
t5. 2 tied	21

RBIs

1. Kyle Maunus, '11-'13	128
2. Erik Lis, '11-'12	122
3. Danny Zardon, '17-'18	110
4. R. H-Haslam, '17-'19	104
t5. 2 tied	98

Walks

1. Kyle Maunus, '11-'13	118
2. C. Meadows, '17-'19	93
3. A. Rodriguez, '15-'16	92
4. R. H-Haslam, '17-'19	77
5. R. Moldenhauer, '14-'15	72

Stolen Bases

t1. L. Lindley, '18-'19	53
R. H-Haslam, '17-'19	
3. Charlie White, '15-'16	48
4. Travis Bolin, '17-'19	41
5. A. Rodriguez, '15-'16	39

CAREER RECORDS - PITCHING

Appearances

1. C. Doremus, '12-'14	98
2. K. McNorton, '14-'17	89
3. Brian Smith, '11-'12	74
4. J. Wellander, '14-'15, '17	73
5. T. Charpie, '21-'22	64

Starts

1. Shane Bryant, '16-'18	44
2. C. Aufderheide, '21-'22	40
3. S. Hoffman, '17-'19	38
4. L. O'Sullivan, '16, '18	35
5. T. Mendoza, '11-'12	32

Wins

1. L. O'Sullivan, '16, '18	22
t2. S. Hoffman, '17-'19	14
J. Renshaw, '11-'12	
4. K. McNorton, '14-'17	12
t5. 4 tied	11

Losses

t1. C. Aufderheide, '21-'22	16
Keegan Long, '18-'19	
3. Shane Bryant, '16-'18	13
4. A. Busby, '13-'14	12
t5. 2 tied	11

Saves

1. Ryan Quigley, 2011	28
2. Ryan Koziol, 2019	23
3. Confesor Lara, '16-'17	20
4. Amalio Diaz, 2012	19
t5. 3 tied	17

Complete Games

1. L. O'Sullivan, '16, '18	7
2. J. Renshaw, '11-'12	4
t3. S. Hoffman, '17-'19	2
Daren Osby, '18-'19	
5 more tied	

Shutouts

1. L. O'Sullivan, '16, '18	3
t2. S. Hoffman, '17-'19	1
D. V.Schamann, '17-'19	
Jordan Guth, 2015	
5 more tied	

Innings Pitched

1. L. O'Sullivan, '16, '18	244.2
2. S. Bryant, '15-'18	244.1
3. C. Aufdrheide, '21-'22	231.0
4. S. Hoffman, '17-'19	214.2
5. T. Mendoza, '11-'12	180.1

Strikeouts

1. Shane Bryant, '15-'18	187
2. L. O'Sullivan, '16, '18	186
3. Daren Osby, '18-'19	176
t4. C. Aufdrheide, '21-'22	173
T. Charpie, '21-'22	

Walks

1. C. Aufderheide, '21-'22	103
2. Shane Bryant, '15-'18	97
t3. K. Long, '18-'19	66
C. Doremus, '12-'14	
t5. 2 tied	64

ERA (min. 96 IP)

1. David Kubiak, '14-'15	2.01
2. T. Charpie, '21-'22	2.99
3. Daren Osby, '18-'19	3.14
4. Cole Cook, 2022	3.20
5. L. O'Sullivan, '16, '18	3.24

LAKE ERIE CRUSHERS**2022 Record: 49-47 [t-4th, West Division]**

2009 Baseball Boulevard
 Avon, OH 44011
Phone: (440) 934-3636
Website: LakeErieCrushers.com

Social Media:
Facebook.com/LECrushers
Twitter: @LECrushers
Instagram: @lecrushers

FRONT OFFICE

Ownership Group: Blue Dog Baseball, LLC
President/CEO: Tom Kramig
Co-Owner: Jacqueline Kramig
Director, Sales & Marketing: Bryan Ralston
Director, Food & Beverage: Branden Hyde
Assistant, Food & Beverage:
 Alyssa Scheneman
Business Manager: Brian Wentzel
Digital Content Manager: Alyssa Bozin
Sponsorship Activation: Nick Tenaglia

Consultant: Ron Way
Stadium & Operations Manager: Joe Juda
Promotions & Community Affairs Manager:
 Mackenzie Jameson
Ticketing Account Executive:
 Tanner Carlson
Ticketing Account Executive: Jake Lorenzo
Ticketing Account Executive: Julia Fulk
Box Office Manager: Hunter Alexander
Clubhouse Manager: Tyler Hatcher

FIELD STAFF

Manager: Jared Lemieux
Pitching Coach: Jason Zgardowski


Hitting Coach: Santiago Chirino

GAME DAY INFORMATION

Stadium: Mercy Health Stadium
Year Opened: 2009
Capacity: 3,500
Outfield Dimensions: 325-400-325

Broadcasters: Andy Barch, Kyle Chandler
Games Broadcast: Home Games only
Webcast: meridix.com/channel/?liveid=lakeeriecrushers

Visiting Team Hotel: DoubleTree by Hilton Westlake, 100 Crocker Road, Westlake, OH, 44145
Phone: (440) 871-6000

FIELD MANAGER - JARED LEMIEUX

Jared Lemieux enters his first season as manager of the Lake Erie Crushers in 2023, also serving as the club's Director of Baseball Operations.

He spent the past two seasons as the pitching coach with the New Jersey Jackals under Brooks Carey, and has been involved in professional baseball, either playing or coaching, since 2006.

Lemieux spent five seasons playing in the Can-Am League and American Association while earning his Master's Degree from Springfield College. Along the way, he coached at the college level, and spent five seasons as a coach with the Ottawa Champions in the Can-Am League, helping them to a championship in 2016.

LAKE ERIE YEAR-BY-YEAR HISTORY

Year	League	Level	Record	Finish (Tms)	Attendance	Manager
2009	Frontier	Ind.	57-38	2nd (12)	153,654	John Massarelli
2010	Frontier	Ind.	50-46	7th (12)	159,580	John Massarelli
2011	Frontier	Ind.	51-44	4th (12)	128,628	John Massarelli
2012	Frontier	Ind.	53-42	7th (14)	127,124	John Massarelli
2013	Frontier	Ind.	56-40	2nd (14)	122,097	Jeff Isom
2014	Frontier	Ind.	52-43	6th (14)	106,009	Chris Mongiardo
2015	Frontier	Ind.	38-57	14th (14)	86,155	Chris Mongiardo
2016	Frontier	Ind.	48-48	5th (12)	81,835	Mongiardo/C. Roth
2017	Frontier	Ind.	45-51	8th (12)	94,035	Cam Roth
2018	Frontier	Ind.	50-46	5th (12)	101,229	Cam Roth
2019	Frontier	Ind.	54-42	5th (10)	100,915	Cam Roth
2021	Frontier	Ind.	41-55	11th (14)	70,062	Dan Rohn
2022	Frontier	Ind.	49-47	t-9th (16)	99,656	Cam Roth

Division Championships: 2013, 2019

LAKE ERIE PLAYOFF HISTORY

Year	Round	Opponent	Result
2009	Division Series	Kalamazoo	W, 3-2 (Best of 5)
	Championship	River City	W, 3-2 (Best of 5)
2011	Division Series	Joliet	L, 0-3 (Best of 5)
2013	Division Series	Traverse City	W, 3-2 (Best of 5)
	Championship	Schaumburg	L, 1-3 (Best of 5)
2014	Wild Card	Schaumburg	L, 0-1 (W.T.A)
2019	Division Series	Florence	L, 0-3 (Best of 5)

SINGLE-SEASON RECORDS - HITTING**Batting Avg. [min. 260 PA]**

1. Andrew Davis, 2011	.339
2. Andrew Davis, 2009	.327
3. L.J. Kalawaia, 2017	.326
4. Connor Owings, '22	.321
5. Vincent Mejia, 2014	.314

On-Base Pct. [min. 260 PA]

1. Jason Taylor, 2012	.418
t2. Craig Hertler, 2014	.4091
G. Gronkowski, '09	
4. Andrew Davis, 2009	.4085
5. L.J. Kalawaia, 2017	.4081

Slugging Pct. [min. 260 PA]

1. Vincent Mejia, 2014	.569
2. G. Gronkowski, 2013	.563
3. Andrew Davis, 2011	.562
4. Connor Owings, '22	.557
5. Andrew Davis, 2009	.556

Runs Scored

1. Andrew Davis, 2009	74
2. Daniel Bowman, '13	73
t3. Drew Saylor, 2009	70
Jodan Rivera, '09	
t5. 2 tied	65

Hits

1. Andrew Davis, 2011	123
2. Andrew Davis, 2009	120
3. Drew Saylor, 2009	115
4. Daniel Bowman, '13	113
5. E. Marrero, 2019	110

Doubles

1. Andrew Davis, 2011	39
2. R. Moldenhauer, '12	32
3. Jose Barraza, 2015	29
t4. E. Marrero, 2019	28
Aaron Hill, 2019	

Triples

1. Daniel Bowman, '13	8
t2. Patrick Norris, 2011	7
Andrew Davis, '09	
t4. Connor Oliver, 2016	6
2 others tied	

Home Runs

1. G. Gronkowski, 2009	19
t2. Connor Owings, '22	18
Jake Vieth, 2019	
Jordan Dean, 2017	
5. Andrew Davis, 2013	17

RBI's

1. Andrew Davis, 2011	87
2. G. Gronkowski, '09	79
3. Andrew Davis, 2009	68
4. Andrew Davis, 2012	67
5. Andrew Davis, 2013	66

Walks

1. Andrew Davis, 2010	65
2. Sean Hurley, 2017	63
t3. Aaron Hill, 2019	58
Aaron Hill, 2018	
5. Jason Taylor, 2012	54

Strikeouts

1. Aaron Hill, 2019	108
2. Connor Oliver, 2017	107
t3. Jose Barraza, 2016	101
Jose Barraza, 2015	
t5. 4 tied	98

Stolen Bases

1. Dom Duggan, 2010	48
2. S. Dunston, Jr., '21	37
3. Steven Kraft, 2019	25
4. Aaron Hill, 2019	24
5. Austin White, 2022	23

SINGLE-SEASON RECORDS - PITCHING**Appearances**

1. Mike Devine, 2015	60
2. T. Longfellow, 2015	52
t3. C. Jagodzinski, '16	48
Brad Duffy, 2014	
Ronnie Morales, '10	

Starts

t1. Paul Fagan, 2012	22
Paul Fagan, 2011	
Josh Roberts, 2011	
t4. Brad Zambron, '15	21
2 others tied	

Wins

1. Paul Fagan, 2009	14
2. D. Middendorf, 2013	12
t3. Alex Romero, 2018	11
T. Longfellow, 2012	
t5. 4 tied	10

Losses

1. Paul Fagan, 2011	11
t2. Paul Hall, Jr., 2021	10
T. Longfellow, 2015	
E. Gonzal.-Diaz, '12	
5. Paul Fagan, 2012	9

Saves

1. Ruben Flores, 2011	21
2. Alexis Rivero, 2022	20
t3. C. Jagodzinski, '17	18
J. Kountis, 2012	
5. J.T. Perez, 2021	15

Complete Games

1. D. Middendorf, 2013	4
t2. Juan Caballero, '17	3
J. Kurokawa, 2017	
t4. Steve Hagen, 2017	2
4 others tied	

Shutouts

t1. Juan Caballero, '17	3
D. Middendorf, 2013	
Paul Fagan, 2012	
4. Matt Rein, 2013	2
t5. 10 tied	1

Innings Pitched

1. Josh Roberts, 2011	143.0
2. Paul Fagan, 2009	140.0
3. D. Middendorf, '13	138.1
4. Josh Roberts, 2010	137.1
5. Paul Fagan, 2012	132.2

Strikeouts

1. Jared Koenig, 2019	133
2. Gunnar Kines, 2022	119
3. Jay Alvarez, 2022	117
4. J. Sgambelluri, '22	114
5. Patrick Ledet, 2019	109

Walks

1. Jay Alvarez, 2022	57
2. Matt Smith, 2010	50
3. J. Sgambelluri, '22	46
4. Matt Smith, 2013	45
5. Paul Fagan, 2012	43

ERA [min. 48 IP]

1. Augie Gallardo, 2019	0.85
2. J. Kountis, 2012	1.06
3. Sam Curtis, 2022	1.38
4. K. Schellenberg, '11	1.92
5. Kent Hasler, 2019	2.01

ERA [min. 96 IP]

1. Jared Koenig, 2019	2.24
2. Patrick Ledet, 2019	2.34
3. Matt Rein, 2013	2.37
4. J. Kurokawa, 2017	2.53
5. D. Middendorf, 2013	2.60

CAREER RECORDS - HITTING**Games Played**

1. A. Davis, 2009-14	545
2. B. De La Rosa, '16-'22	334
3. J. Sanchez, '13-'15	280
4. A. Hidalgo, 2013-15	256
5. J. Rivera, 2009-11	238

Batting Avg. (min. 500 PA)

1. D. Bowman, '12-'13	.310
2. C. Hertler, 2013-14	.303
3. Z. Racusin, '18-'19, '21	.294
4. A. Hidalgo, '13-'15	.293
5. A. Davis, 2009-14	.292

On-Base Pct. (min. 500 PA)

1. Craig Hertler, '13-'14	.416
2. Aaron Hill, 2018-19	.399
3. Jason Taylor, '11-'12	.398
4. A. Hidalgo, 2013-15	.378
5. Steven Kraft, '19, '21	.377

Slugging Pct. (min. 500 PA)

1. A. Davis, 2009-14	.4790
2. D. Bowman, '12-'13	.4789
3. R. Moldenhauer, '12-'13	.467
4. Aaron Hill, 2018-19	.449
5. J. Taylor, 2011-12	.436

Runs Scored

1. A. Davis, 2009-14	307
2. B. De La Rosa, '16-'22	137
3. J. Rivera, 2009-11	136
4. Aaron Hill, 2018-19	128
5. J. Sanchez, '13-'15	120

Hits

1. A. Davis, 2009-14	606
2. A. Hidalgo, 2013-15	272
3. J. Sanchez, '13-'15	261
4. B. De La Rosa, '16-'22	248
5. J. Rivera, 2009-11	234

Doubles

1. A. Davis, 2009-14	139
2. B. De La Rosa, '16-'22	58
3. R. Moldenhauer, '12-'13	57
t4. Aaron Hill, 2018-19	50
J. Sanchez, '13-'15	

Triples

1. A. Davis, 2009-14	18
t2. C. Oliver, '16-'17, '21	12
J. Rivera, 2009-11	
4. D. Bowman, 2012-13	11
5. Craig Hertler, '13-'14	9

Home Runs

1. A. Davis, 2009-14	71
2. C. Oliver, '16-'17, '21	31
3. R. Moldenhauer, '12-'13	23
4. Sean Hurley, '16-'18	22
5. A. McWilliams, '09-'10	20

RBIs

1. A. Davis, 2009-14	387
2. B. De La Rosa, '16-'22	135
3. A. Hidalgo, 2013-15	133
4. C. Oliver, '16-'17, '21	110
t5. 2 tied	105

Walks

1. A. Davis, 2009-14	278
2. Sean Hurley, '16-'18	130
3. B. De La Rosa, '16-'22	117
4. Aaron Hill, 2018-19	116
5. A. Hidalgo, 2013-15	114

Stolen Bases

1. Dom Duggan, 2010	48
2. Steven Kraft, '19, '21	42
3. C. Oliver, '16-'17, '21	41
4. Aaron Hill, 2018-19	38
5. S. Dunston, Jr., '21	37

CAREER RECORDS - PITCHING**Appearances**

1. Brad Duffy, 2012-16	151
2. T. Longfellow, '12-'16	145
3. Mike Devine, '15-'16	89
4. Travis Risser, '10-'12	86
5. C. Jagodzinski, '16-'17	82

Starts

1. P. Fagan, '09, '11-'12	64
2. Josh Roberts, '10-'11	43
3. M. Smith, '10, '12-'13	40
4. Steve Hagen, '15-'17	35
5. 2 tied	31

Wins

1. P. Fagan, '09, '11-'12	28
2. T. Longfellow, '12-'16	23
3. Josh Roberts, '10-'11	20
4. Travis Risser, '10-'12	17
5. M. Smith, '10, '12-'13	16

Losses

1. P. Fagan, '09, '11-'12	23
2. T. Longfellow, '12-'16	19
t3. M. Smith, '10, '12-'13	13
Travis Risser, '10-'12	
5. Paul Hall, Jr., '19, '21	12

Saves

1. C. Jagodzinski, '16-'17	32
2. T. Longfellow, '12-'16	24
t3. L. Lombana, '18-'19	21
Ruben Flores, 2011	
t5. 2 tied	18

Complete Games

1. P. Fagan, '09, '11-'12	6
t2. D. Middendorf, '13	4
J. Roberts, 2010-11	
t4. J. Caballero, '16-'17	3
2 others tied	

Shutouts

t1. D. Middendorf, 2013	3
J. Caballero, '16-'17	
t3. Steve Hagen, '15-'17	2
Matt Rein, '13-'14	
t5. 7 tied	

Innings Pitched

1. P. Fagan, '09, '11-'12	400.1
2. T. Longfellow, '12-'16	289.1
3. J. Roberts, 2010-11	280.1
4. T. Risser, 2010-12	235.0
5. M. Smith, '10, '12-'13	233.2

Strikeouts

1. P. Fagan, '09, '11-'12	266
2. T. Longfellow, '12-'16	232
3. Brad Duffy, 2012-16	225
4. Alex Romero, '18-'19	178
5. M. Smith, '10, '12-'13	174

Walks

t1. T. Longfellow, '12-'16	117
P. Fagan, '09, '11-'12	
3. M. Smith, '10, '11-'12	97
4. J. Caballero, '16-'17	74
t5. 2 tied	71

ERA (min. 96 IP)

1. Jared Koenig, 2019	2.24
2. S. Curtis, '19, '21-pres.	2.32
3. Patrick Ledet, 2019	2.34
4. Kent Hasler, '18-'19	2.40
5. Todd Kibby, '14-'16	2.45

NEW JERSEY JACKALS

2022 Record: 45-49 [6th, East Division]



535 Route 46 East
 Little Falls, NJ 07424
 Phone: (973) 746-7434
 Website: Jackals.com

Social Media:
Facebook.com/jackalsbaseball
Twitter: @JackalsBaseball
Instagram: @jackalsbaseball

FRONT OFFICE

Owner/President: Al Dorso, Sr.
President, Baseball Operations:
 Bobby Jones
Vice President, Operations: Al Dorso, Jr.
Vice President, Marketing: Mike Dorso
Director, Sales & Media Relations:
 Reed Keller

Senior Designer: William Romano
Sales & Operations Executive:
 Brandon Davis
Sales, Brand & Content Coordinator:
 Elijah Johnson

FIELD STAFF

Manager: P.J. Phillips

Hitting Coach: Cip Garza

GAME DAY INFORMATION

Stadium: Hinchliffe Stadium
Year Opened: 1932
Capacity: 7,800
Outfield Dimensions: 320-395-275

Broadcasters: Reed Keller
Games Broadcast: All
Webcast: njjackals.mixlr.com

Visiting Team Hotel: Hyatt Place Fair Lawn/Paramus, 41-01 Broadway, Fair Lawn, NJ, 07410
Phone: (201) 475-3888

FIELD MANAGER - P.J. PHILLIPS



P.J. Phillips takes the reins of the New Jersey Jackals in 2023. The youngest manager in the Frontier League at 36 years old, Phillips brings previous managerial experience from the Lexington Legends of the Atlantic League and Vallejo Admirals of the Pacific Association, leading both to championships in 2021 and 2017, respectively.

Phillips was a second-round draft choice of the Los Angeles Angels in 2005, and played five seasons in their organization before moving on to the Cincinnati Reds' system, then the Atlantic League's Long Island Ducks and Camden RiverSharks before heading out to Vallejo to play for, then manage the Admirals.

MANAGERIAL HISTORY

Year	Team	League	Affil.	Level	Record	Finish (Tms)	Playoffs
2016	Vallejo	Pac. Assoc.	—	Ind.	21-30	4th (4)	
2017	Vallejo	Pac. Assoc.	—	Ind.	36-42	t-2nd (4)	League Champions
2018	Vallejo	Pac. Assoc.	—	Ind.	37-43	3rd (6)	Lost First Round
2019	Vallejo	Pac. Assoc.	—	Ind.	34-30	3rd (5)	Lost First Round
2021	Lexington	Atlantic	—	Ind.	60-60	4th (8)	League Champions
2022	Lexington	Atlantic	—	Ind.	56-76	t-7th (10)	

NEW JERSEY YEAR-BY-YEAR HISTORY

Year	League	Level	Record	Finish (Tms)	Attendance	Manager
1998	Northeast	Ind.	53-31	1st (8)	N/A	Kash Beauchamp
1999	Northern	Ind.	45-40	2nd (8)	N/A	Kash Beauchamp
2000	Northern	Ind.	31-52	8th (8)	N/A	Kash Beauchamp
2001	Northern	Ind.	45-45	3rd (6)	N/A	George Tsamis
2002	Northern	Ind.	62-27	1st (8)	N/A	George Tsamis
2003	Northeast	Ind.	52-37	1st (8)	N/A	Joe Calfapietra
2004	Northeast	Ind.	54-39	4th (8)	N/A	Joe Calfapietra
2005	Can-Am	Ind.	48-44	5th (8)	122,092	Joe Calfapietra
2006	Can-Am	Ind.	43-48	5th (8)	89,385	Joe Calfapietra
2007	Can-Am	Ind.	49-34	4th (10)	N/A	Joe Calfapietra
2008	Can-Am	Ind.	43-41	6th (8)	103,817	Joe Calfapietra
2009	Can-Am	Ind.	55-39	2nd (6)	88,658	Joe Calfapietra
2010	Can-Am	Ind.	42-50	4th (6)	86,014	Joe Calfapietra
2011	Can-Am	Ind.	57-36	2nd (8)	84,865	Joe Calfapietra
2012	Can-Am	Ind.	59-41	2nd (5)	87,206	Joe Calfapietra
2013	Can-Am	Ind.	55-44	2nd (5)	76,883	Joe Calfapietra
2014	Can-Am	Ind.	55-41	2nd (4)	76,423	Joe Calfapietra
2015	Can-Am	Ind.	54-43	3rd (6)	78,913	Joe Calfapietra
2016	Can-Am	Ind.	62-38	1st (6)	74,335	Joe Calfapietra
2017	Can-Am	Ind.	55-45	3rd (6)	91,882	Matt Padgett
2018	Can-Am	Ind.	50-52	5th (6)	83,610	Brooks Carey
2019	Can-Am	Ind.	48-46	3rd (6)	76,658	Brooks Carey
2021	Frontier	Ind.	39-56	t-12th (14)	43,722	Brooks Carey
2022	Frontier	Ind.	45-49	12th (16)	52,086	Brooks Carey

Division Championships: 1998, 2002, 2003, 2004

NEW JERSEY PLAYOFF HISTORY

Year	Round	Opponent	Result
1998	Semifinals	Allentown	W,
	Championship	Albany-Colonie	W, 2-0 (Best of 3)
1999	Semifinals	Allentown	W,
	Champion	Albany-Colonie	L,
2001	First Round	Albany-Colonie	W,
	East Champ.	Elmira	W, 3-2 (Best of 5)
	Northern Champ.	Winnipeg	W, 3-1 (Best of 5)
2002	First Round	Elmira	W, 3-2 (Best of 5)
	East Champ.	Adirondack	W, 3-2 (Best of 5)
	Northern Champ	Winnipeg	W, 3-1 (Best of 5)
2003	Semifinals	Brockton	L,
2004	Semifinals	Bangor	W,
	Finals	North Shore	W, 3-2 (Best of 5)
2007	Semifinals	Nashua	L, 2-3 (Best of 5)
2009	Semifinals	Worcester	L, 0-3 (Best of 5)
2010	Semifinals	Québec	L, 0-3 (Best of 5)
2011	Semifinals	Pittsfield	L, 0-3 (Best of 5)
	Finals	Québec	W, 3-0 (Best of 5)
2012	Finals	Québec	L, 1-3 (Best of 5)
2013	Finals	Québec	L, 1-4 (Best of 7)
2014	Finals	Rockland	L, 2-4 (Best of 7)
2015	Semifinals	Québec	W, 3-2 (Best of 5)
	Finals	Trois-Rivières	L, 2-3 (Best of 5)
2016	Semifinals	Ottawa	L, 1-3 (Best of 5)
2017	Semifinals	Rockland	L, 1-3 (Best of 5)
2019	Semifinals	Trois-Rivières	W, 3-2 (Best of 5)
	Finals	Sussex County	W, 3-1 (Best of 5)

SINGLE-SEASON RECORDS - HITTING

Batting Avg. [min. 260 PA]

1. Wilton Veras, 2004	.369
2. Sandy Madera, 2007	.364
3. Zach Smithlin, 2005	.358
4. Dalton Combs, '22	.354
5. R. Cordova, 2005	.352

On-Base Pct. [min. 260 PA]

1. Art Charles, 2016	.461
2. Conrad Gregor, 2019	.460
3. Billy Rich, 2002	.452
4. Myron Leslie, 2011	.451
5. Johnny Bladel, 2017	.437

Slugging Pct. [min. 260 PA]

1. Art Charles, 2016	.699
2. Josh Rehwaldt, '22	.638
3. C. Cappuccio, 1999	.618
4. Sandy Madera, 2007	.615
5. D.C. Olsen, 1998	.601

Runs Scored

1. Johnny Bladel, 2017	95
2. Conrad Gregor, 2019	85
3. Rylan Sandoval, '17	81
t4. Art Charles, 2016	79
Zach Smithlin, '05	

Hits

t1. Johnny Bladel, 2017	135
Zach Smithlin, '05	
3. Mike O'Neill, 2016	134
4. Dalton Combs, '22	129
t5. 2 tied	125

Doubles

1. Chaz Terni, 2002	34
t2. Alfredo Marte, 2019	29
Johnny Bladel, '17	
Wilton Veras, 2004	
Wady Almonte, '04	

Triples

1. D. Richardson, 2016	12
t2. R. Cordova, 2005	10
Chris Dean, 2000	
t4. Johnny Bladel, '17	7
3 others tied	

Home Runs

t1. Josh Rehwaldt, '22	29
Art Charles, 2016	
3. Joe Dunigan, 2014	27
t4. David Harris, 2018	23
C. Giarraputo, '04	

RBIs

1. Art Charles, 2016	101
2. Alfredo Marte, 2019	88
3. Brian Burgamy, 2017	83
4. Alfredo Marte, '22	82
5. Josh Rehwaldt, '22	79

Walks

1. Conrad Gregor, 2019	82
2. F. Leandro, 2007	79
3. Myron Leslie, 2011	69
4. Abraham Nunez, '10	68
5. Art Charles, 2016	66

Strikeouts

1. Joe Dunigan, 2014	141
2. Rylan Sandoval, '17	106
3. Cory Vaughn, 2016	104
4. Rylan Sandoval, '16	103
5. Chris Duffy, 2013	102

Stolen Bases

1. Conrad Gregor, 2019	49
2. Chris Curran, 2013	45
3. Bryan Sabatella, '12	42
4. Zach Smithlin, 2005	40
5. Sean Smith, 2011	37

SINGLE-SEASON RECORDS - PITCHING

Appearances

1. Robert Stock, 2016	52
t2. Chad Rose, 2013	46
Jeff Gogal, 2012	
4. Evan DeLuca, 2018	44
5. 2 tied	43

Starts

t1. D. Richardson, 2017	20
Isaac Pavlik, 2017	
Isaac Pavlik, 2012	
Steve Fox, 2012	
4 others tied	

Wins

1. Joel Bennett, 2002	14
t2. Steve Fox, 2012	13
Isaac Pavlik, 2011	
Bike Bertotti, 2002	
5. Isaac Pavlik, 2012	12

Losses

t1. Joe Orloski, 2006	9
Aaron Myers, 2006	
J. Crowther, 2004	
t4. Dylan Brammer, '18	8
3 more tied	

Saves

1. S. Sanchez, 2014	25
2. Rusty Tucker, 2009	24
t3. Hector Nelo, 2015	21
Rusty Tucker, 2008	
5. Johnny Hellweg, '17	19

Complete Games

t1. Aaron Myers, 2002	7
K. Pincavitch, 2000	
t3. Isaac Pavlik, 2011	5
Joel Bennett, 2002	
t5. 5 tied	4

Shutouts

t1. Brendan Butler, '19	2
Johnny Walter, '15	
Isaac Pavlik, 2010	
Aaron Myers, 2006	
3 more tied	

Innings Pitched

1. Joe Orloski, 2005	140.1
2. Aaron Myers, 2002	140.0
3. Isaac Pavlik, 2008	135.2
t4. Isaac Pavlik, 2012	131.2
Isaac Pavlik, 2011	

Strikeouts

1. Jorge Tavarez, '22	142
2. Joel Bennett, 2002	141
3. Steve Fox (2012)	129
4. Johnny Walter, 2015	127
5. D. Richardson, 2017	119

Walks

1. Andres Caceres, '17	86
2. Lee Sosa, 2016	57
3. Jorge Tavarez, '22	55
4. D. Richardson, 2017	54
t5. 3 tied	

ERA [min. 48 IP]

1. Kevin Pincavitch, '98	0.83
2. Tim Adleman, 2013	1.46
3. Jeff Gogal, 2012	1.56
John DeSilva, 1998	1.562
5. Ryan Fennell, 2014	1.63

ERA [min. 96 IP]

1. Lee Sosa, 2016	2.50
2. A.J. Wideman, 2009	2.51
3. Joel Bennett, 2001	2.57
4. Isaac Pavlik, 2011	2.73
5. Mike Antonini, 2014	2.84

FRONTIER LEAGUE CAREER RECORDS - HITTING**Games Played**

1. D. Combs, 2021-22	189
2. Justin Wylie, '21-'22	173
3. J. Agresti, 2021-22	168
4. S. Chirino, 2021-22	156
5. J. Rehwaldt, '21-'22	141

Batting Avg. (min. 500 PA)

1. D. Combs, 2021-22	.325
2. J. Rehwaldt, 21-22	.317
3. S. Chirino, '21-'22	.302
4. J. Agresti, '21-'22	.300
5. J. Wylie, 2021-22	.298

On-Base Pct. (min. 500 PA)

1. D. Combs, 2021-22	.406
2. Justin Wylie, '21-'22	.386
3. S. Chirino, 2021-22	.376
4. J. Agresti, 2021-22	.376
5. J. Rehwaldt, '21-'22	.374

Slugging Pct. (min. 500 PA)

1. J. Rehwaldt, '21-'22	.620
2. Justin Wylie, '21-'22	.554
3. A. Marte, 2021-22	.520
4. D. Combs, 2021-22	.498
5. J. Agresti, 2021-22	.444

Runs Scored

1. D. Combs, 2021-22	131
2. Justin Wylie, '21-'22	125
3. S. Chirino, 2021-22	109
4. J. Rehwaldt, '21-'22	101
5. J. Agresti, 2021-22	93

Hits

1. D. Combs, 2021-22	233
2. Justin Wylie, '21-'22	183
3. S. Chirino, 2021-22	182
4. J. Agresti, 2021-22	173
5. J. Rehwaldt, '21-'22	166

Doubles

t1. D. Combs, 2021-22	44
Justin Wylie, '21-'22	
3. J. Rehwaldt, '21-'22	35
4. A. Marte, 2021-22	33
5. J. Agresti, 2021-22	31

Triples

1. D. Combs, 2021-22	7
2. D. Moorer, 2021	6
3. Justin Wylie, '21-'22	4
4. Todd Isaacs, '21-'22	3
t5. 5 tied	

Home Runs

1. J. Rehwaldt, '21-'22	40
2. Justin Wylie, '21-'22	35
3. A. Marte, 2021-22	25
4. D. Combs, 2021-22	22
5. Todd Isaacs, '21-'22	20

RBIs

1. Justin Wylie, '21-'22	141
2. D. Combs, 2021-22	124
3. J. Rehwaldt, '21-'22	114
4. A. Marte, 2021-22	111
5. J. Agresti, 2021-22	88

Walks

1. D. Combs, 2021-22	90
2. Justin Wylie, '21-'22	87
3. S. Chirino, 2021-22	60
4. J. Agresti, 2021-22	59
t5. 2 tied	47

Stolen Bases

1. D. Moorer, 2021	34
2. Todd Isaacs, '21-'22	31
3. D. Combs, 2021-22	21
4. Justin Wylie, '21-'22	16
5. A. Marte, 2021-22	14

FRONTIER LEAGUE CAREER RECORDS - PITCHING**Appearances**

1. Angelo Baez, '21-'22	50
t2. H. Rodriguez, 2022	35
Matt Vogel, 2021	
4. Reece Karalus, 2021	34
5. Juan Perez, 2022	33

Starts

1. Angelo Baez, '21-'22	21
2. Jorge Tavarez, '22	18
t3. L. Rodriguez, 2022	15
Jared Milch, '21-'22	
5. Yasel Santana, '22	14

Wins

t1. Jorge Tavarez, '22	9
Angelo Baez, '21-'22	
3. J. Weinberger, 2021	6
4. Dylan Brammer, '21	5
5. 5 tied	4

Losses

1. Angelo Baez, '21-'22	7
2. C. Tessitore, '21-'22	6
t3. H. Shenefield, '22	5
Dylan Brammer, '21	
2 more tied	

Saves

1. Dylan Brammer, '21	8
2. Jose Ramirez, 2022	6
3. Reece Karalus, '21	4
4. Juan Perez, 2022	3
t5. 3 tied	2

Complete Games

1. Jorge Tavarez, '22	2
t2. A. Baez, 2021-22	1
J. Pineda, 2022	
Jared Milch, '21-'22	
J. Zgardowski, '21	

Shutouts

N/A

Innings Pitched

1. A. Baez, 2021-22	156.2
2. Jorge Tavarez, '22	112.0
3. Jared Milch, '21-'22	87.1
4. Yasel Santana, '22	77.0
5. L. Rodriguez, '22	71.1

Strikeouts

1. Jorge Tavarez, '22	142
2. Angelo Baez, '21-'22	117
3. Yasel Santana, '22	75
4. L. Rodriguez, 2022	73
5. Jared Milch, '21-'22	72

Walks

1. Jorge Tavarez, '22	55
2. Angelo Baez, '21-'22	53
3. L. Rodriguez, 2022	49
4. C. Tessitore, '21-'22	46
5. J. Weinberger, 2021	35

ERA (min. 96 IP)

1. Jorge Tavarez, 2022	4.58
2. Angelo Baez, '21-'22	4.65

NEW YORK BOULDERS

2022 Record: 47-49 [6th, West Division]



1 Phil Tisi Way
 Pomona, NY 10970
 Phone: (845) 364-0009
 Website: NYBoulders.com

Social Media:

Facebook.com/NYBoulders
 Twitter: @nyboulders
 Instagram: @nyboulders

FRONT OFFICE

Ownership Group: NY BB, LLC
President: Shawn Reilly
Executive Vice President: Rob Janetschek
**Director of Business Development/
 Broadcaster:** Seth Cantor
Chief Financial Officer: Stu Raskin
Chief Revenue Officer: Stu Allen
**Assistant General Manager/Box Office
 Manager:** Jessica Wilson
Director, Finance: Michele Almash
Account Executive: Dylan Burris
Account Executive: Devin Niccol

Ticket Sales Manager: Karen McCombs
Operations Manager: Daniel Blake
Concessions Manager: Brenda Richter
Community Engagement/Marketing:
 Quisha Joacin
Promotions Coordinator: Sara Bayles
Director, Media Relations: Mike Zacchio
Security Director: Jose Raskin
School Programming Coordinator:
 Kristine Kumpf
Boulders Community Fund: Joe Allen
Community Liaison: Michael Greco

FIELD STAFF

Manager: T.J. Stanton
Assistant Coach: Bubber Birdsong

Assistant Coach: Patrick Kivlehan
Assistant Coach: Tucker Nathans

GAME DAY INFORMATION

Stadium: Clover Stadium
Year Opened: 2011
Capacity: 6,362
Outfield Dimensions: 323-403-312

Broadcasters: Mark Ernay, Seth Cantor
Games Broadcast: Home Games only
Webcast: none

Visiting Team Hotel: Sonesta Select Mahwah, 140 NJ Route 17 South, Mahwah, NJ, 07430
Phone: (201) 529-5200

FIELD MANAGER - T.J. STANTON

T.J. Stanton returns to the Boulders for his third season in Rockland County in 2023 after leading them to a playoff berth in 2022, their first in the Frontier League.

Stanton previously managed Trois-Rivières in the Can-Am League, guiding Les Aigles to a pair of appearances in the league semifinals while winning the 2019 Can-Am League Manager of the Year award. He also managed the Garden State Grays travel team in the Can-Am circuit in 2015.

Stanton played from 2004-14 for the Los Angeles Angels organization as well as six independent teams before beginning his managerial career.

MANAGERIAL HISTORY

Year	Team	League	Affil.	Level	Record	Finish (Tms)	Playoffs
2015	G.S. Grays	Can-Am	—	Ind.	13-47	Guest Tm.	
2016	Tr.-Rivières	Can-Am	—	Ind.	12-27	6th (6)	
2017	Tr.-Rivières	Can-Am	—	Ind.	39-61	6th (6)	
2018	Tr.-Rivières	Can-Am	—	Ind.	53-49	4th (6)	Lost Semifinals
2019	Tr.-Rivières	Can-Am	—	Ind.	58-37	2nd (6)	Lost Semifinals
2021	New York	Frontier	—	Ind.	43-52	9th (14)	
2022	New York	Frontier	—	Ind.	56-37	3rd (16)	Lost Wild Card

NEW YORK YEAR-BY-YEAR HISTORY

Year	League	Level	Record	Finish (Tms)	Attendance	Manager
2011	Can-Am	Ind.	40-52	7th (8)	123,518	Dave LaPoint
2012	Can-Am	Ind.	48-52	3rd (5)	161,375	Dave LaPoint
2013	Can-Am	Ind.	49-51	3rd (5)	143,231	Jamie Keefe
2014	Can-Am	Ind.	56-40	1st (4)	146,383	Jamie Keefe
2015	Can-Am	Ind.	63-34	1st (6)	161,796	Jamie Keefe
2016	Can-Am	Ind.	58-42	2nd (6)	149,632	Jamie Keefe
2017	Can-Am	Ind.	64-35	2nd (6)	145,005	Jamie Keefe
2018	Can-Am	Ind.	54-48	3rd (6)	129,599	Jamie Keefe
2019	Can-Am	Ind.	43-50	4th (6)	123,999	Kevin Baez
2021	Frontier	Ind.	43-52	9th (14)	99,693	T.J. Stanton
2022	Frontier	Ind.	56-37	3rd (16)	139,628	T.J. Stanton

Division Championships: none

NEW YORK PLAYOFF HISTORY

Year	Round	Opponent	Result
2014	Championship	New Jersey	W, 4-2 (Best of 7)
2015	Semifinals	Trois-Rivières	L, 2-3 (Best of 5)
2016	Semifinals	Québec	W, 3-2 (Best of 5)
	Championship	Ottawa	L, 2-3 (Best of 5)
2017	Semifinals	New Jersey	W, 3-1 (Best of 5)
	Championship	Québec	L, 0-3 (Best of 5)
2018	Semifinals	Québec	L, 1-3 (Best of 5)
2019	Semifinals	Sussex County	L, 1-3 (Best of 5)
2022	Wild Card	Ottawa	L, 0-1 (W.T.A)

SINGLE-SEASON RECORDS - HITTING**Batting Avg. [min. 260 PA]**

1. David Vinsky, 2022	.349
2. Junior Arrojo, 2016	.341
3. Joe Maloney, 2015	.3369
4. Jared McDonald, '15	.3368
5. S. Cardullo, 2015	.332

On-Base Pct. [min. 260 PA]

1. Junior Arrojo, 2017	.483
2. Jared McDonald, '15	.444
3. Junior Arrojo, 2015	.437
4. Joe Maloney, 2015	.432
5. David Vinsky, 2022	.429

Slugging Pct. [min. 260 PA]

1. Joe Maloney, 2017	.638
2. David Vinsky, 2022	.587
3. Max Smith, 2022	.567
4. Joe Maloney, 2015	.559
5. Marcus Nidiffer, '15	.548

Runs Scored

1. David Vinsky, 2022	98
2. J. MacKenzie, 2022	92
3. Joe Maloney, 2015	91
4. Junior Arrojo, 2016	89
5. 2 tied	84

Hits

1. David Vinsky, 2022	135
2. Jared McDonald, '15	129
3. Joe Maloney, 2015	123
t4. Kevin Krause, 2018	122
Dylan Tice, 2017	

Doubles

t1. S. Cardullo, 2015	34
Danny Bomback, '13	
3. Joe Maloney, 2015	33
4. David Vinsky, 2022	32
5. Kevin Krause, 2018	30

Triples

1. Antone DeJesus, '14	8
2. Ryne Birk, 2019	7
t3. J. McDonald, 2015	5
J. Edmondson, '13	
t5. 9 tied	

Home Runs

1. Joe Maloney, 2017	35
2. Keith Brachold, '12	29
3. Ray Hernandez, '21	23
t4. Cody Regis, 2018	22
Marcus Nidiffer, '15	

RBIs

1. Joe Maloney, 2017	101
2. Chris Kwitzer, 2022	96
3. Marcus Nidiffer, '15	93
t4. David Vinsky, 2022	84
Keith Brachold, '12	

Walks

1. Jared McDonald, '15	70
2. Jack Sundberg, '21	69
3. Mike Fransoso, 2017	68
t4. Conrad Gregor, '18	62
Junior Arrojo, 2016	

Strikeouts

1. Mike Montville, 2018	138
2. Joe Maloney, 2017	111
t3. J.C. Rodriguez, '18	106
Joe Maloney, 2015	
5. Chris Kwitzer, 2022	104

Stolen Bases

1. Jack Sundberg, '21	48
2. Junior Arrojo, 2016	47
3. Junior Arrojo, 2015	43
t4. J. MacKenzie, '22	35
M. Smith, Jr., 2021	

SINGLE-SEASON RECORDS - PITCHING**Appearances**

1. Nick Kennedy, 2019	59
2. Nick Kennedy, 2018	53
3. James Mulry, 2019	52
4. Tim Ponto, 2019	49
5. 2 tied	47

Starts

t1. Robby Rowland, '22	21
Pat Moran, 2013	
Pat Moran, 2012	
J. Velasquez, 2012	
t5. 3 tied	20

Wins

1. Justin Topa, 2017	14
t2. Markus Solbach, '17	11
Richard Salazar, '15	
t4. Richard Salazar, '16	10
Richard Salazar, '14	

Losses

1. Bobby Blevins, 2013	10
t2. Tanner Kiest, 2021	9
Bobby Blevins, '12	
4. Bobby Blevins, 2011	8
t5. 5 tied	7

Saves

1. Adrian Martin, 2011	22
2. Kevin Fuqua, 2013	21
3. Adrian Martin, 2012	19
t4. Kyle Hansen, 2018	18
Luis Sanz, 2015	

Complete Games

1. Bobby Blevins, 2011	6
2. Bobby Blevins, 2013	5
t3. Sean Bierman, '14	4
Pat Moran, 2013	
Bobby Blevins, '12	

Shutouts

t1. S. Harrold, 2014	2
Bobby Blevins, 2012	
t3. D. Wirchansky, '22	1
July Sosa, 2022	
9 others tied	

Innings Pitched

1. Bobby Blevins, 2013	144.1
2. Pat Moran, 2013	139.2
3. Pat Moran, 2012	139.0
4. Bobby Blevins, '12	135.2
5. Bobby Blevins, 2011	131.0

Strikeouts

1. David Fischer, 2016	110
2. Jon Velasquez, 2011	109
3. Pat Moran, 2012	108
4. D. Wirchansky, 2021	105
5. Richard Salazar, '16	104

Walks

1. David Fischer, 2016	62
2. Jon Velasquez, 2012	60
3. D. Wirchansky, 2021	58
4. Robby Rowland, '22	52
5. Stephen Harrold, '15	50

ERA [min. 48 IP]

1. Adrian Martin, 2012	1.27
2. Nick Serino, 2013	2.25
3. Markus Solbach, '16	2.43
4. Sean Bierman, 2014	2.44
5. Jake Zokan, 2019	2.65

ERA [min. 96 IP]

1. Sean Bierman, 2014	2.44
2. Stephen Harrold, '14	2.87
3. David Fischer, 2016	2.91
4. Richard Salazar, '15	3.15
5. Richard Salazar, '16	3.32

FRONTIER LEAGUE CAREER RECORDS - HITTING**Games Played**

t1. R. Hernandez, '21-'22	129
T. Nathans, '21-'22	
3. G. Martellini, '21-'22	123
4. Max Smith, 2021-22	106
5. David Vinsky, 2022	95

Batting Avg. (min. 500 PA)

1. R. Hernandez, '21-'22	.267
2. T. Nathans, '21-'22	.266

On-Base Pct. (min. 500 PA)

1. T. Nathans, 2021-22	.350
2. R. Hernandez, 21-22	.344

Slugging Pct. (min. 500 PA)

1. R. Hernandez, '21-'22	.505
2. T. Nathans, 2021-22	.489

Runs Scored

1. David Vinsky, 2022	98
2. Jake MacKenzie, '22	92
t3. R. Hernandez, '21-'22	90
T. Nathans, '21-'22	
t5. 2 tied	77

Hits

1. David Vinsky, 2022	135
2. T. Nathans, '21-'22	130
3. R. Hernandez, '21-'22	123
4. C. Kwitzer, 2022	115
5. Jake MacKenzie, '22	113

Doubles

1. David Vinsky, 2022	32
t2. Max Smith, '21-'22	27
K. Mitchell, 2021	
4. T. Nathans, 2021-22	26
5. Jake MacKenzie, '22	25

Triples

1. Milton Smith, Jr., '21	4
t2. C. Kwitzer, 2022	3
Max Smith, '21-'22	
K. Mitchell, 2021	
R. Hernandez, '21-'22	

Home Runs

t1. R. Hernandez, '21-'22	27
T. Nathans, '21-'22	
t3. C. Kwitzer, 2022	20
Max Smith, '21-'22	
David Vinsky, 2022	

RBIs

1. Chris Kwitzer, 2022	96
2. T. Nathans, 2021-22	89
t3. David Vinsky, 2022	84
R. Hernandez, '21-'22	
5. G. Martellini, '21-'22	66

Walks

1. Jack Sundberg, '21	69
2. Max Smith, '21-'22	62
3. Zach Kirtley, 2022	61
4. T. Nathans, '21-'22	59
5. David Vinsky, 2022	48

Stolen Bases

1. Jack Sundberg, '21	48
t2. J. MacKenzie, '22	35
M. Smith, Jr., 2021	
4- T. Nathans, '21-'22	16
t5. 2 tied	14

FRONTIER LEAGUE CAREER RECORDS - PITCHING**Appearances**

1. Z. Schneider, '21-'22	57
2. Dylan Smith, '21-'22	53
3. Ryan Munoz, '21-'22	42
4. D. Wirchansky, '21-'22	40
5. James Mulry, '21-'22	37

Starts

1. D. Wirchansky, '21-'22	30
2. R. Rowland, 2021-22	29
3. A. Hammond, '21-'22	26
4. Alex Mack, 2021-22	18
5. O. Josephina, 2021	16

Wins

t1. A. Hammond, 21-22	10
R. Rowland, '21-'22	
3. D. Wirchansky, '21-'22	9
4. Alex Mack, 2021-22	8
5. July Sosa, 2022	7

Losses

1. Tanner Kiest, 2021	9
t2. R. Rowland, '21-'22	8
D. Wirchansky, '21-'22	
4. Alex Mack, 2021-22	6
5. A. Hammond, '21-'22	5

Saves

1. Z. Schneider, '21-'22	9
2. Leudeny Pineda, '22	7
3. Tanner Kiest, 2021	6
4. Matt Leon, 2022	5
5. D. Wirchansky, '21-'22	3

Complete Games

1. D. Wirchansky, '21-'22	2
t2. A. Hammond, '21-'22	1
July Sosa, 2022	

Shutouts

t1. D. Wirchansky, '21-'22	1
July Sosa, 2022	

Innings Pitched

1. D. Wirchansky, 21-22	194.1
2. R. Rowland, '21-'22	160.1
3. A. Hammond, '21-'22	140.1
4. R. Munoz, '21-'22	118.2
5. Alex Mack, '21-'22	117.2

Strikeouts

1. D. Wirchansky, 21-22	208
2. R. Rowland, '21-'22	121
3. Dylan Smith, '21-'22	95
4. Alex Mack, '21-'22	93
5. Ryan Munoz, '21-'22	90

Walks

1. D. Wirchansky, 21-22	85
2. R. Rowland, '21-'22	64
3. Alex Mack, '21-'22	51
4. O. Josephina, 2021	46
5. Ryan Munoz, '21-'22	40

ERA (min. 96 IP)

1. D. Wirchansky, '21-'22	3.50
2. Ryan Munoz, '21-'22	4.19
3. Alex Mack, 2021-22	5.31
4. A. Hammond, '21-'22	5.41
5. R. Rowland, 2021-22	5.78

OTTAWA TITANS

2022 Record: 56-39 [3rd, East Division]



300 Coventry Road
Ottawa, Ontario, Canada K1K 4P5
Phone: (343) 633-2273
Website: OttawaTitans.com

Social Media:

Facebook.com/OttawaTitans
Twitter: @ottawa_titans
Instagram: @ottawa_titans

FRONT OFFICE

Principal Owner/CEO: Sam Katz
Vice President/COO: Regan Katz
Chief Financial Officer: Jason McRae-King
General Manager: Martin Boyce
Assistant General Manager:
Sebastien Boucher
Business Development: Melissa Schlichting
Corporate Sales Executive: Mark Hunter
Ticket Sales Associate: Keegan Lockley
Ticket Sales Associate: Monica Basso

Ticket Sales Associate: Morgan Fedosiewich
Media Manager/Broadcaster: Davide Disipio
Game Day Production: Kaylee Goldman
Game Day Experience: Faith Dickinson
Social Media Coordinator: Eddy O'Grady
Box Office Manager: Adam Donovan
Administrative Assistant: Zoe Parry
Junior Accountant: T.J. Singh
I.T. & Miscellaneous: Ed Doiron, Jason Young
Clubhouse Manager: Shayne Campbell

FIELD STAFF

Manager: Bobby Brown
Pitching Coach: Tom Carcione

Bench Coach: Mark Reardanz
Athletic Therapist: Landon Veenstra

GAME DAY INFORMATION

Stadium: Ottawa Stadium
Year Opened: 1993
Capacity: 10,332
Outfield Dimensions: 325-404-325

Broadcasters: Davide Disipio (English),
Mikael LaFleur (French)
Games Broadcast: All
Radio: CKDJ-FM (English), CJFO-FM (French)

Visiting Team Hotel: Hampton Inn by Hilton Ottawa, 100 Coventry Road, Ottawa, ONT, K1K 4S3
Phone: (613) 741-2300

FIELD MANAGER - BOBBY BROWN

Bobby Brown enters his second season at the helm of the Ottawa Titans after leading the franchise to a playoff berth in their first season in 2022.

Originally from San Luis Obispo, California, Brown played at the University of Oklahoma before signing with the Frontier League's Springfield Capitals, then having his contract purchased by the Kansas City Royals as part of a 10-year professional career.

He entered the managerial ranks in 2010 with the Las Cruces Vaqueros in the Continental Baseball League, and would go on to manage in the American Association for seven years before signing on with the Titans.

MANAGERIAL HISTORY

Year	Team	League	Affil.	Level	Record	Finish (Tms)	Playoffs
2010	Las Cruces	Continent'l	—	Ind.	32-15	2nd (4)	
2012	Abilene	N. Americ'n	—	Ind.	36-53	8th (10)	
2013	Amarillo	Am. Assoc.	—	Ind.	52-48	7th (13)	
2014	Amarillo	Am. Assoc.	—	Ind.	37-62	11th (12)	
2015	Amarillo	Am. Assoc.	—	Ind.	45-55	t-8th (13)	
2016	Lincoln	Am. Assoc.	—	Ind.	52-48	t-6th (12)	
2017	Lincoln	Am. Assoc.	—	Ind.	58-41	3rd (12)	Lost Semifinals
2018	Lincoln	Am. Assoc.	—	Ind.	51-48	6th (12)	
2019	Lincoln	Am. Assoc.	—	Ind.	40-59	t-8th (12)	
2022	Ottawa	Frontier	—	Ind.	56-39	3rd (16)	Lost Division Series

OTTAWA YEAR-BY-YEAR HISTORY

Year	League	Level	Record	Finish (Tms)	Attendance	Manager
2022	Frontier	Ind.	56-37	4th (16)	64,979	Bobby Brown

Division Championships: none

OTTAWA PLAYOFF HISTORY

Year	Round	Opponent	Result
2022	Wild Card	New York	W, 1-0 (W.T.A.)
	Division Series	Québec	L, 1-2 (Best of 3)

SINGLE-SEASON/CAREER RECORDS - HITTING**Batting Avg. [min. 260 PA]**

1. Jake Sanford, 2022	.311
2. Jason DiCochea, '22	.308
3. Ty Greene, 2022	.305
4. Rodrigo Orozco, '22	.288
5. Jackie Urbaez, '22	.287

On-Base Pct. [min. 260 PA]

1. Jackie Urbaez, 2022	.417
2. A.J. Wright, 2022	.387
3. Ty Greene, 2022	.386
4. Rodrigo Orozco, '22	.379
5. Jake Sanford, 2022	.377

Slugging Pct. [min. 260 PA]

1. Jake Sanford, 2022	.550
2. A.J. Wright, 2022	.468
3. Jason DiCochea, '22	.460
4. Jackie Urbaez, '22	.446
5. Rodrigo Orozco, '22	.401

Runs Scored

1. A.J. Wright, 2022	69
2. Jake Sanford, 2022	67
3. Jackie Urbaez, '22	63
4. Ty Greene, 2022	48
5. Rodrigo Orozco, '22	44

Hits

1. Jake Sanford, 2022	112
t2. Ty Greene, 2022	90
A.J. Wright, 2022	
4. Rodrigo Orozco, '22	89
5. Jackie Urbaez, '22	88

Doubles

1. A.J. Wright, 2022	22
2. Jason DiCochea, '22	21
3. Ty Greene, 2022	18
t4. B. Dadson, 2022	14
2 others tied	

Triples

t1. J. DiCochea, 2022	3
Jake Sanford, '22	
Jackie Urbaez, '22	
W. Zimmerman, '22	
5. A.J. Wright, 2022	2

Home Runs

1. Jake Sanford, 2022	22
2. A.J. Wright, 2022	12
3. Jackie Urbaez, '22	10
4. B. Dadson, 2022	9
5. Clay Fisher, 2022	8

RBIs

1. Jake Sanford, 2022	73
2. Jason DiCochea, '22	55
3. A.J. Wright, 2022	54
4. Jackie Urbaez, '22	48
5. Clay Fisher, 2022	45

Walks

1. A.J. Wright, 2022	51
2. Rodrigo Orozco, '22	43
3. Jackie Urbaez, '22	39
4. Ty Greene, 2022	33
5. Jake Sanford, 2022	32

Strikeouts

1. A.J. Wright, 2022	92
2. Jackie Urbaez, '22	70
3. Jake Sanford, 2022	65
4. B. Dadson, 2022	54
5. Clay Fisher, 2022	53

Stolen Bases

1. Ty Greene, 2022	21
2. Rodrigo Orozco, '22	14
3. W. Zimmerman, '22	13
t4. Clay Fisher, 2022	9
2 others tied	

SINGLE-SEASON/CAREER RECORDS - PITCHING**Appearances**

1. Kevin Escorcía, '22	37
t2. Grant Larson, 2022	35
Gavin Sonnier, '22	
4. N. Gonzalez, 2022	24
t5. 2 tied	20

Starts

1. Zac Westcott, 2022	19
t2. Chris Burica, 2022	18
Tyler Jandron, '22	
4. Evan Grills, 2022	15
5. Jose Taveras, 2022	10

Wins

1. Zac Westcott, 2022	11
2. Chris Burica, 2022	9
t3. Tyler Jandron, '22	7
Jose Taveras, '22	
5. Grant Larson, 2022	6

Losses

t1. Chris Burica, 2022	6
Evan Grills, 2022	
t3. Tyler Jandron, '22	4
Grant Larson, 2022	
t5. 3 tied	3

Saves

1. Kevin Escorcía, '22	17
2. N. Gonzalez, 2022	4
3. Grant Larson, 2022	2
t4. Kyle Serrano, 2022	1
Jose Taveras, '22	

Complete Games

1. Zac Westcott, 2022	2
t2. Tyler Jandron, '22	1
Evan Grills, 2022	

Shutouts

N/A

Innings Pitched

1. Zac Westcott, 2022	123.1
2. Chris Burica, 2022	113.1
3. Tyler Jandron, '22	112.0
4. Evan Grills, 2022	100.0
5. Jose Taveras, '22	69.0

Strikeouts

1. Tyler Jandron, 2022	113
2. Evan Grills, 2022	110
3. Zac Westcott, 2022	88
4. Chris Burica, 2022	84
5. Grant Larson, 2022	52

Walks

1. Chris Burica, 2022	37
2. Jose Taveras, 2022	28
3. Tyler Jandron, 2022	27
4. Zac Westcott, 2022	25
5. Jack Alkire, 2022	22

ERA [min. 48 IP]

1. Grant Larson, 2022	2.24
2. Evan Grills, 2022	3.51
3. Tyler Jandron, 2022	3.54
4. Zac Westcott, 2022	4.09
5. Chris Burica, 2022	4.45

ERA [min. 96 IP]

1. Evan Grills, 2022	3.51
2. Tyler Jandron, 2022	3.54
3. Zac Westcott, 2022	4.09
4. Chris Burica, 2022	4.45

QUÉBEC CAPITALES



2022 Record: 62-34 [1st, East Division]

100 Cardinal Maurice-Roy
 Quebec City, Quebec, Canada G1K 8Z1
Phone: (418) 521-2255
Website: CapitalesDeQuebec.com

Social Media:
Facebook.com/capitalesdequebec
Twitter: @CapitalesQuebec
Instagram: @capitalesquebec

FRONT OFFICE

Principal Owners: Jean Tremblay, Philippe Tremblay
Co-Owners: Pierre Tremblay, Marie-Pierre Simard
General Manager: Charles Demers
Assistant General Manager: Jean Grignon-Francke
Assistant General Manager: Daniel Fleury
Sales Director: Denis Desbiens
Human Resources Director: Janel Laplante
Partnerships/Sponsorships Coordinator: Francine Gendron

Ticketing/Group Sales Director: Felix Gagnon
Administrative Director: Beatrice Desbiens
Administrative Consultant: Julie Lefrancois
Administrative Assistants: Alié-Anne Laplante, Nathalie Tremblay
Marketing Coordinator: Xavier Samuel
Director, Promotions & Events: Yannick Tremblay
Souvenir Shop Manager: Marc-Andre Langlois
Ticket Office Assistant: Antonie Bélanger
Clubhouse Manager: Jonathan Lamy

FIELD STAFF

Manager: Patrick Scalabrini
Pitching Coach: Cody Clark
Hitting Coach: T.J. White

Athletic Trainers: Jerome Lizotte, Raphael Ross

GAME DAY INFORMATION

Stadium: Stade Canac
Year Opened: 1939
Capacity: 5,000
Outfield Dimensions: 315-400-315

Broadcasters: Olivier Gagnon, Marc-Andre Lord
Games Broadcast: All in Canada
Webcast: CHYZ-FM, chyz.ca

Visiting Team Hotel: Hotel Le Concorde, 1225 Cours du Général-de Montcalm, Quebec, QC G1R 4W6
Phone: (418) 640-5816

FIELD MANAGER - PATRICK SCALABRINI



Patrick Scalabrini enters his 12th season as the manager of the Capitales in 2023, and his 17th season with the club overall.

Originally a player for the Capitales from 2001-02, and again from 2007-09, Scalabrini became the manager in 2010 after his playing career ended, and has led Québec to nine playoff appearances in 11 seasons, winning five Can-Am League titles (including four in a row in his first four seasons as manager) and last year's Frontier League championship in the Capitales' first season in the league.

In addition to his long association with Québec, Scalabrini also played with the Winnipeg Goldeyes in the Northern League from 2003-04, and one season in the Baltimore Orioles system in 2005.

MANAGERIAL HISTORY

Year	Team	League	Affil.	Level	Record	Finish (Tms)	Playoffs
2010	Québec	Can-Am	—	Ind.	57-37	1st (6)	League Champions
2011	Québec	Can-Am	—	Ind.	64-26	1st (8)	League Champions
2012	Québec	Can-Am	—	Ind.	66-34	1st (6)	League Champions
2013	Québec	Can-Am	—	Ind.	56-42	1st (5)	League Champions
2014	Québec	Can-Am	—	Ind.	46-50	3rd (4)	
2015	Québec	Can-Am	—	Ind.	54-42	2nd (6)	Lost Semifinals
2016	Québec	Can-Am	—	Ind.	56-44	3rd (6)	Lost Semifinals
2017	Québec	Can-Am	—	Ind.	65-35	1st (6)	League Champions
2018	Québec	Can-Am	—	Ind.	58-44	2nd (6)	Lost Champ. Series
2019	Québec	Can-Am	—	Ind.	36-59	6th (6)	
2021	Éq. Québec	Frontier	—	Ind.	52-44	5th (14)	Lost Division Series
2022	Québec	Frontier	—	Ind.	62-34	t-1st (16)	League Champions

QUÉBEC YEAR-BY-YEAR HISTORY

Year	League	Level	Record	Finish (Tms)	Attendance	Manager
1999	Northern	Ind.	43-43	t-5th (8)	N/A	Jay Ward
2000	Northern	Ind.	48-37	t-1st (8)	N/A	Jay Ward
2001	Northern	Ind.	44-47	4th (6)	N/A	Jay Ward
2002	Northern	Ind.	52-38	t-3rd (8)	N/A	Andy McCauley
2003	Northeast	Ind.	49-40	4th (8)	N/A	Joe Ferguson
2004	Northeast	Ind.	58-34	1st (8)	N/A	Darren Bush
2005	Can-Am	Ind.	59-33	1st (8)	156,663	Michel Laplante
2006	Can-Am	Ind.	44-44	4th (8)	134,961	Michel Laplante
2007	Can-Am	Ind.	49-45	5th (10)	N/A	Michel Laplante
2008	Can-Am	Ind.	58-36	1st (8)	140,933	Michel Laplante
2009	Can-Am	Ind.	53-41	3rd (6)	160,992	Michel Laplante
2010	Can-Am	Ind.	57-37	1st (6)	147,978	Patrick Scalabrini
2011	Can-Am	Ind.	64-26	1st (8)	149,330	Patrick Scalabrini
2012	Can-Am	Ind.	66-34	1st (6)	152,663	Patrick Scalabrini
2013	Can-Am	Ind.	56-42	1st (5)	141,396	Patrick Scalabrini
2014	Can-Am	Ind.	46-50	3rd (4)	121,305	Patrick Scalabrini
2015	Can-Am	Ind.	54-42	2nd (6)	130,510	Patrick Scalabrini
2016	Can-Am	Ind.	56-44	3rd (6)	146,946	Patrick Scalabrini
2017	Can-Am	Ind.	65-35	1st (6)	141,923	Patrick Scalabrini
2018	Can-Am	Ind.	58-44	2nd (6)	126,483	Patrick Scalabrini
2019	Can-Am	Ind.	36-59	6th (6)	119,060	Patrick Scalabrini
2022	Frontier	Ind.	62-34	t-1st (16)	145,697	Patrick Scalabrini

Division Championships: 2001, 2004, 2005, 2022

QUÉBEC PLAYOFF HISTORY

Year	Round	Opponent	Result
2000	First Round	Adirondack	L, 1-3 (Best of 5)
2002	First Round	Adirondack	L, 2-3 (Best of 5)
2003	First Round	North Shore	L, 0-3 (Best of 5)
2004	First Round	North Shore	L, 2-3 (Best of 5)
2005	Semifinals	Brockton	W, 3-0 (Best of 5)
	Championship	Worcester	L, 0-3 (Best of 5)
2006	Semifinals	North Shore	W, 3-2 (Best of 5)
	Championship	Brockton	W, 3-2 (Best of 5)
2008	Semifinals	Atlantic City	W, 3-1 (Best of 5)
	Championship	Sussex	L, 0-3 (Best of 5)
2009	Semifinals	Brockton	W, 3-1 (Best of 5)
	Championship	Worcester	W, 3-1 (Best of 5)
2010	Semifinals	New Jersey	W, 3-0 (Best of 5)
	Championship	Pittsfield	W, 3-1 (Best of 5)
2011	Semifinals	Brockton	W, 3-0 (Best of 5)
	Championship	New Jersey	W, 3-1 (Best of 5)
2012	Championship	New Jersey	W, 4-1 (Best of 7)
2013	Championship	New Jersey	W, 4-3 (Best of 7)
2015	Semifinals	New Jersey	L, 2-3 (Best of 5)
2016	Semifinals	Rockland	L, 2-3 (Best of 5)
2017	Semifinals	Sussex County	W, 3-0 (Best of 5)
	Championship	Rockland	W, 3-0 (Best of 5)
2018	Semifinals	Rockland	W, 3-1 (Best of 5)
	Championship	Sussex County	L, 1-3 (Best of 5)
2022	Division Series	Ottawa	W, 2-1 (Best of 3)
	Championship	Schaumburg	W, 3-1 (Best of 5)

SINGLE-SEASON RECORDS - HITTING

Batting Avg. [min. 260 PA]

1. Yunieski Gurriel, '15	.374
2. S. Boucher, 2014	.366
3. Rene Leveret, 2012	.361
4. B. Fuenmayor, 2014	.348
5. M. Tissenbaum, '17	.344

On-Base Pct. [min. 260 PA]

1. S. Boucher, 2014	.457
2. J. Lennerton, 2017	.442
3. M. Tissenbaum, '17	.439
4. Yunieski Gurriel, '15	.435
5. Boomer Berry, 2007	.432

Slugging Pct. [min. 260 PA]

1. Jeffry Parra, 2022	.714
2. Eddie Lantigua, '05	.645
3. B. Fuenmayor, 2014	.610
4. Kalian Sams, 2017	.593
5. T.J. White, 2022	.576

Runs Scored

1. Eddie Lantigua, '05	81
2. Jonathan Melo, '12	80
t3. David Glaude, '22	78
S. Boucher, 2012	
t5. 2 tied	76

Hits

1. B. Fuenmayor, 2014	131
t2. Yurisbel Garcia, '17	124
Ivan Naccarata, '10	
4. Josue Peley, 2012	122
5. S. Boucher, 2012	119

Doubles

t1. B. Fuenmayor, 2014	30
Eddie Lantigua, '02	
t3. James McOwen, '18	28
Yurisbel Garcia, '17	
Pat Deschenes, '08	

Triples

1. Goef Tomlinson, '06	7
2. Jason Clark, 2000	6
t3. David Glaude, '22	5
James McOwen, '17	
2 more tied	

Home Runs

1. Jeffry Parra, 2022	32
2. Eddie Lantigua, '05	31
3. T.J. White, 2022	26
4. Pete LaForest, '09	24
5. 2 tied	23

RBIs

1. Eddie Lantigua, '05	112
2. B. Fuenmayor, 2014	99
3. Jeffry Parra, 2022	83
t4. J. Lennerton, 2017	82
2 more tied	

Walks

1. J. Lennerton, 2017	76
2. Pete LaForest, '09	69
3. Mike Dumas, 1999	64
4. S. Boucher, 2012	63
5. 2 tied	61

Strikeouts

1. Bobby Wagner, 2011	99
2. Marcus Knecht, '17	98
3. Steve Brown, 2012	97
t4. T.J. White, 2022	95
Marcus Knecht, '16	

Stolen Bases

1. Mike Dumas, 1999	36
2. J. Colafemina, 2009	33
3. Kalian Sams, 2015	32
4. Benoit Edmond, '01	30
t5. 3 tied	29

SINGLE-SEASON RECORDS - PITCHING

Appearances

t1. Nick Horvath, 2022	44
Jordan Mills, 2016	
t3. J. Charleston, 2019	43
Mike Sanchez, 1999	
t5. 2 tied	42

Starts

t1. M. Cienfuegos, '22	21
Karl Gelinás, 2014	
t3. Codie Paiva, 2022	20
Michael Austin, '22	
5 more tied	

Wins

1. Jeff Duda, 2012	15
2. Michel Simard, '08	13
3. Arik Sikula, 2017	12
t4. Lazaro Blanco, '17	11
7 more tied	

Losses

1. Keith Dunn, 2006	11
t2. Arik Sikula, 2019	8
Karl Gelinás, 2019	
Karl Gelinás, 2018	
6 more tied	

Saves

t1. Nolan Becker, 2017	24
Deryk Hooker, 2015	
3. Chris Cox, 2013	23
4. Alex Santos, 2004	22
5. C. Mendoza, 2005	21

Complete Games

t1. Michel Simard, '07	4
Keith Dunn, 2006	
Luis Ramos, 2000	
t4. M. Cienfuegos, '22	3
7 more tied	

Shutouts

t1. Karl Gelinás, 2015	2
Jeff Duda, 2012	
Chris Allen, 2009	
Jeff Harris, 2003	
Keith Dunn, 2003	

Innings Pitched

1. Karl Gelinás, 2014	137.0
2. Joe Thomas, 2002	134.0
3. Gabe Ribas, 2006	133.0
4. Karl Gelinás, 2012	132.0
t5. 2 tied	

Strikeouts

1. Michel Laplante, '99	143
2. Jordy Alexander, '03	124
3. Karl Gelinás, 2014	123
4. Jeff Duda, 2012	120
t5. 2 tied	119

Walks

1. Zach Staniewicz, '14	63
2. Reggie Laplante, '02	51
3. Shawn Ryan, 2006	47
t4. Brett Lee, 2018	46
2 more tied	

ERA [min. 48 IP]

1. Paul Jacinto, 2004	0.90
2. Andrew Albers, '10	1.40
3. Jeff Duda, 2011	1.53
4. Y. Martineau, 1999	1.70
5. M. Cienfuegos, '22	1.79

ERA [min. 96 IP]

1. M. Cienfuegos, '22	1.79
2. Michel Laplante, '99	2.06
3. Jeff Duda, 2012	2.09
4. Karl Gelinás, 2015	2.11
5. Michel Simard, '08	2.32

F.L. SINGLE-SEASON/CAREER RECORDS - HITTING
Games Played

1. T.J. White, 2022	96
2. Kyle Crowl, 2022	95
3. J. Lacroix, 2022	94
t4. David Glaude, 2022	86
Jeffry Parra, 2022	

Batting Avg. (min. 260 PA)

1. David Glaude, 2022	.325
2. Jeffry Parra, 2022	.321
3. Kyle Crowl, 2022	.306
4. T.J. White, 2022	.296
5. J. Lacroix, 2022	.285

On-Base Pct. (min. 260 PA)

1. Jeffry Parra, 2022	.423
2. David Glaude, 2022	.388
3. T.J. White, 2022	.387
4. Kyle Crowl, 2022	.382
5. M-A. Lebreux, 2022	.343

Slugging Pct. (min. 260 PA)

1. Jeffry Parra, 2022	.714
2. T.J. White, 2022	.576
3. David Glaude, 2022	.541
4. Kyle Crowl, 2022	.451
5. J. Lacroix, 2022	.397

Runs Scored

1. David Glaude, 2022	78
2. Jeffry Parra, 2022	72
3. T.J. White, 2022	69
4. Kyle Crowl, 2022	56
5. J. Lacroix, 2022	51

Hits

1. David Glaude, 2022	114
2. Kyle Crowl, 2022	107
3. T.J. White, 2022	104
4. Jeffry Parra, 2022	102
5. J. Lacroix, 2022	101

Doubles

1. Jeffry Parra, 2022	25
2. Kyle Crowl, 2022	22
t3. David Glaude, 2022	18
T.J. White, 2022	
J. Lacroix, 2022	

Triples

1. David Glaude, 2022	5
2. M-A. Lebreux, 2022	4
t3. Jeffry Parra, 2022	2
J. Lacroix, 2022	
t5. 8 tied	1

Home Runs

1. Jeffry Parra, 2022	32
2. T.J. White, 2022	26
3. David Glaude, 2022	16
4. Kyle Crowl, 2022	9
5. Josh McAdams, '22	7

RBIs

1. Jeffry Parra, 2022	83
2. T.J. White, 2022	75
3. David Glaude, 2022	60
4. Kyle Crowl, 2022	57
5. J. Lacroix, 2022	51

Walks

1. Jeffry Parra, 2022	51
2. Kyle Crowl, 2022	42
3. David Glaude, 2022	36
4. Tristan Pompey, '22	33
5. M-A. Lebreux	28

Stolen Bases

1. David Glaude, 2022	26
2. M-A. Lebreux, 2022	17
3. Y. Manduley, 2022	15
4. J. Lacroix, 2022	6
5. Yoelkis Gilbert, '22	5

F.L. SINGLE-SEASON/CAREER RECORDS - PITCHING
Appearances

1. Nick Horvath, 2022	45
2. F. Moscatiello, 2022	40
3. Samuel Adames, '22	37
4. Ian Codina, 2022	34
5. Franklin Parra, '22	33

Starts

1. M. Cienfuegos, 2022	21
t2. Codie Paiva, 2022	20
Michael Austin, '22	
4. Carlos Sano, 2022	8
t5. 3 tied	7

Wins

1. M. Cienfuegos, 2022	10
2. Codie Paiva, 2022	9
3. Michael Austin, '22	8
4. Carlos Sano, 2022	6
t5. 2 tied	5

Losses

1. Michael Austin, '22	6
2. Samuel Adames, '22	5
t3. Codie Paiva, 2022	3
Nick Horvath, 2022	
D. Gauthier, 2022	

Saves

1. Samuel Adames, '22	12
2. Nick Horvath, 2022	6
t3. F. Moscatiello, '22	1
Ian Codina, 2022	

Complete Games

1. M. Cienfuegos, 2022	3
t2. Michael Austin, '22	1
Codie Paiva, 2022	

Shutouts

1. M. Cienfuegos, 2022	1
------------------------	---

Innings Pitched

1. M. Cienfuegos, '22	131.0
2. Codie Paiva, 2022	117.1
3. Michael Austin, '22	107.1
t4. Henry Omana, '22	52.0
F. Parra, 2022	

Strikeouts

1. Codie Paiva, 2022	114
2. M. Cienfuegos, '22	106
3. Michael Austin, '22	75
4. F. Moscatiello, 2022	67
5. Franklin Parra, 2022	64

Walks

1. F. Moscatiello, 2022	39
2. Codie Paiva, 2022	32
3. Carlos Sano, 2022	28
4. Franklin Parra, '22	27
5. M. Cienfuegos, '22	26

ERA (min. 96 IP)

1. M. Cienfuegos, 2022	1.79
2. Codie Paiva, 2022	3.14
3. Michael Austin, '22	5.11

SCHAUMBURG BOOMERS

2022 Record: 53-43 [2nd, West Division]



1999 Springinsguth Road
Schaumburg, IL 60193
Phone: (847) 461-3695
Website: BoomersBaseball.com

Social Media:
Facebook.com/schaumburgboomers
Twitter: @boomersbaseball
Instagram: @boomersbaseball

FRONT OFFICE

Owners: Pat & Lindy Salvi
Executive Vice President & General Manager: Michael Larson
Vice President, Corporate Partnerships: David Kay
Vice President, Fan Experience: Lexi Fiolka
Vice President, Ticket Operations & Hospitality: Chris Salazar

Director, Facilities: Mike Tlusty
Director, Baseball Operations: Peter Long
Director, Stadium Operations & Events: Jack McCoy
Director, Food & Beverage: Julia Fasiang
Head Chef: Kyle Miller
Director, Fan Services: Sarah Fortuna
Box Office Manager: Abi Vito
Clubhouse Manager: Nate Margerum

FIELD STAFF

Manager: Jamie Bennett
Pitching Coach: Jake Joyce
Hitting Coach: Nick Oddo
Bullpen Coach: Dylan Stutsman
Assistant Coach: Bill Fratto

Data Analyst: Tony Medina
Athletic Trainer: Samantha Fluck
Team Doctor: Dr. Michael Chiu, M.D.
Team Chiropractor: Dr. Tom Mitchell, C.D.
Team Optometrist: Dr. Bruce Peterson, O.D.

GAME DAY INFORMATION

Stadium: Wintrust Field
Year Opened: 1999
Capacity: 7,365
Outfield Dimensions: 355-400-353

Broadcasters: Tim Calderwood
Games Broadcast: All
Webcast: meridix.com/channel/?liveid=schaumburgboomers

Visiting Team Hotel: SpringHill Suites Schaumburg/Woodfield Mall
1550 McConnor Pkwy, Schaumburg, IL 60173
Phone: (847) 786-5820

FIELD MANAGER - JAMIE BENNETT



Jamie Bennett enters his 11th season as the manager of the Schaumburg Boomers in 2023, the only manager in club history.

As a player, Bennett was an All-SEC pitcher at Tennessee, and pitched two seasons in the Philadelphia Phillies organization. He then joined the Frontier League as a player, pitching for DuBois County Dragons, Kenosha Mammoths, and Springfield/Ozark Ducks under Greg Tagert. When Tagert moved on to Gary in the American Association, Bennett followed him first as a pitcher in 2005, then as a coach from 2006-08.

He has led the Boomers to four championships, the most of any club in Frontier League history.

MANAGERIAL HISTORY

Year	Team	League	Affil.	Level	Record	Finish (Tms)	Playoffs
2012	Schaumburg	Frontier	—	Ind.	54-42	t-5th (14)	
2013	Schaumburg	Frontier	—	Ind.	59-37	1st (14)	League Champions
2014	Schaumburg	Frontier	—	Ind.	61-35	t-1st (14)	League Champions
2015	Schaumburg	Frontier	—	Ind.	40-56	t-12th (14)	
2016	Schaumburg	Frontier	—	Ind.	41-55	12th (12)	
2017	Schaumburg	Frontier	—	Ind.	66-30	1st (12)	League Champions
2018	Schaumburg	Frontier	—	Ind.	45-51	9th (12)	
2019	Schaumburg	Frontier	—	Ind.	47-49	6th (10)	
2021	Schaumburg	Frontier	—	Ind.	51-45	6th (14)	League Champions
2022	Schaumburg	Frontier	—	Ind.	53-43	7th (16)	Lost Champ. Series

SCHAUMBURG YEAR-BY-YEAR HISTORY

Year	League	Level	Record	Finish (Tms)	Attendance	Manager
2012	Frontier	Ind.	54-42	t-5th (14)	128,287	Jamie Bennett
2013	Frontier	Ind.	59-37	1st (14)	150,254	Jamie Bennett
2014	Frontier	Ind.	61-35	t-1st (14)	157,393	Jamie Bennett
2015	Frontier	Ind.	40-56	t-12th (14)	162,210	Jamie Bennett
2016	Frontier	Ind.	41-55	12th (12)	172,996	Jamie Bennett
2017	Frontier	Ind.	66-30	1st (12)	160,644	Jamie Bennett
2018	Frontier	Ind.	45-51	9th (12)	149,255	Jamie Bennett
2019	Frontier	Ind.	47-49	6th (10)	156,383	Jamie Bennett
2021	Frontier	Ind.	51-45	6th (14)	157,112	Jamie Bennett
2022	Frontier	Ind.	53-43	7th (16)	210,115	Jamie Bennett

Division Championships: 2013, 2017, 2021

SCHAUMBURG PLAYOFF HISTORY

Year	Round	Opponent	Result
2013	Division Series	Florence	W, 3-0 (Best of 5)
	Championship	Lake Erie	W, 3-0 (Best of 5)
2014	Wild Card	Lake Erie	W, 1-0 (W.T.A.)
	Division Series	Southern Illinois	W, 2-1 (Best of 3)
	Championship	River City	W, 3-1 (Best of 5)
2017	Division Series	Evansville	W, 3-1 (Best of 5)
	Championship	Florence	W, 3-1 (Best of 5)
2021	Division Series	Florence	W, 3-1 (Best of 5)
	Championship	Washington	W, 3-2 (Best of 5)
2022	Wild Card	Evansville	W, 1-0 (W.T.A.)
	Division Series	Washington	W, 2-0 (Best of 3)
	Championship	Québec	L, 1-3 (Best of 5)

SINGLE-SEASON RECORDS - HITTING

Batting Avg. [min. 260 PA]

1. David Harris, 2017	.344
2. Quincy Nieporte, '21	.343
3. Zack Weigel, 2018	.330
4. Jack Parenty, 2018	.324
5. Mark Nelson, 2014	.323

On-Base Pct. [min. 260 PA]

1. Zack Weigel, 2018	.465
2. Alec Craig, 2022	.431
3. B. Davidson, 2022	.420
4. Jack Parenty, 2018	.419
5. Zack Weigel, 2017	.417

Slugging Pct. [min. 260 PA]

1. Quincy Nieporte, '21	.606
2. Steve McQuail, 2013	.548
3. David Harris, 2017	.545
4. Chase Dawson, '22	.531
5. Chad Mozingo, 2012	.530

Runs Scored

1. Kyle Ruchim, 2017	83
2. Chase Dawson, 2021	78
3. Chase Dawson, '22	76
4. Alec Craig, 2022	72
5. Chad Mozingo, 2012	69

Hits

1. Frank Pfister, 2012	121
2. Chase Dawson, '22	119
3. Jack Parenty, 2018	116
4. Kyle Ruchim, 2017	115
5. Jack Parenty, 2019	113

Doubles

t1. Quincy Nieporte, '21	26
Jordan Dean, 2016	
3. Steve McQuail, 2013	25
t4. Paul Kronenfeld, '16	23
Gerard Hall, 2013	

Triples

1. Chase Dawson, '22	24
2. Chase Dawson, '21	9
t3. Ty Moore, 2018	7
Kyle Ruchim, 2017	
Chad Mozingo, '12	

Home Runs

t1. Steve McQuail, 2013	20
Steve McQuail, 2012	
3. Mike Hart, 2022	19
4. B. Davidson, 2022	18
5. Quincy Nieporte, '21	17

RBIs

1. Quincy Nieporte, '19	71
2. Chase Dawson, '21	68
t3. Q. Nieporte, 2021	65
David Harris, 2017	
5. Chase Dawson, '22	64

Walks

1. Alec Craig, 2022	92
2. B. Davidson, 2022	79
3. Alec Craig, 2021	76
t4. Jack Parenty, 2018	59
K. Sanchez, 2012	

Strikeouts

1. B. Davidson, 2022	120
2. Matt McGarry, 2021	112
3. Steve McQuail, 2013	99
4. Matt Rose, 2019	98
5. Sean Godfrey, 2018	95

Stolen Bases

1. Alec Craig, 2021	43
2. Alec Craig, 2022	30
3. Chase Dawson, '21	25
t4. Chase Dawson, '22	23
Chad Mozingo, '12	

SINGLE-SEASON RECORDS - PITCHING

Appearances

t1. D. Thompson, '22	45
Dexter Price, 2014	
3. Dylan Stutsman, '19	44
t4. Kristian Scott, '22	43
2 others tied	

Starts

t1. S. Yoshikawa, 2022	20
Aaron Rozek, 2019	
Seth Webster, 2016	
Cam Roth, 2012	
t5. 7 tied	

Wins

t1. R. Middendorf, 2021	11
Robby Donovan, '12	
3. Eddie Cody, 2015	10
t4. Kagen Hopkins, '17	9
3 others tied	

Losses

t1. Andrew Dean, 2021	
Cam Roth, 2012	
t3. S. Yoshikawa, 2022	
Payton Lobdell, '19	
Seth Webster, 2016	

Saves

1. Connor Eller, 2019	22
2. Dexter Price, 2014	21
3. Patrick Mincey, 2012	17
t4. D. Thompson, '22	16
2 others tied	

Complete Games

t1. Kyle Arjona, 2021	3
Lars Liguori, 2017	
Seth Webster, 2016	
t4. R. Middendorf, '21	2
2 others tied	

Shutouts

t1. Kyle Arjona, 2021	2
R. Middendorf, 2021	
t3. Aaron Rozek, 2019	1
Gunnar Kines, 2019	
8 others tied	

Innings Pitched

1. Cam Roth, 2012	129.2
2. Seth Webster, 2016	126.2
3. Robby Donovan, '12	122.2
t4. Aaron Rozek, 2019	120.0
Eddie Cody, 2015	

Strikeouts

1. S. Yoshikawa, 2022	117
2. Gunnar Kines, 2019	112
3. Seth Webster, 2016	108
4. Gunnar Kines, 2016	104
t5. 2 tied	99

Walks

1. Mike Giovenco, 2013	57
2. Cam Roth, 2012	56
3. Robby Donovan, '12	55
4. Cal Bowling, 2014	53
5. Andrew Dean, 2021	40

ERA [min. 48 IP]

1. D. Thompson, 2022	1.41
2. Joe Parsons, 2012	1.58
3. Kit Fowler, 2017	1.85
4. Chris Phelan, 2013	2.21
5. Gunnar Kines, 2019	2.36

ERA [min. 96 IP]

1. Chris Phelan, 2013	2.21
2. Gunnar Kines, 2019	2.36
3. Eddie Cody, 2015	2.78
4. Gunnar Kines, 2016	2.96
5. Brett Mabry, 2015	3.07

CAREER RECORDS - HITTING

Games Played

1. N. Oddo, '17-'19, '21-'22	345
2. M. Valadez, '12-'16	310
t3. C. Hardy, '18-'19, '21-'22	306
J. Dean, '13-'16	
5. Jack Parenty, '17-'19	256

Batting Avg. (min. 500 PA)

1. Q. Nieporte, '19, '21	.328
2. Zack Weigel, '16-'18	.318
3. Kyle Ruchim, '15, '17	.311
4. C. Mozingo, '12-'13	.306
5. Jack Parenty, '17-'19	.298

On-Base Pct. (min. 500 PA)

1. Zack Weigel, '16-'18	.437
2. Alec Craig, '21-'22	.424
3. K. Ruchim, '15, '17	.392
4. Brett Milazzo, '21-'22	.380
5. Q. Nieporte, '19, '21	.378

Slugging Pct. (min. 500 PA)

1. Q. Nieporte, '19, '21	.557
2. S. McQuail, '12-'13, '15	.507
3. Z. Weigel, '16-'18	.480
4. C. Mozingo, '12-'13	.476
5. C. Dawson, '19, '21-'22	.465

Runs Scored

1. Jordan Dean, '13-'16	182
2. C. Dawson, '19, '21-'22	170
3. C. Hardy, '18-'19, '21-'22	160
4. Alexi Colon, '13-'15	139
5. Jack Parenty, '17-'19	134

Hits

1. Jordan Dean, '13-'16	333
2. Jack Parenty, '17-'19	292
3. C. Hardy, '18-'19, '21-'22	287
4. M. Valadez, '12-'16	262
5. N. Oddo, '17-'19, '21-'22	261

Doubles

1. Jordan Dean, '13-'16	64
2. C. Hardy, '18-'19, '21-'22	56
3. Q. Nieporte, '19, '21	47
t4. Alexi Colon, '13-'15	45
M. Valadez, '12-'16	

Triples

1. C. Dawson, '19, '21-'22	34
2. Alexi Colon, '13-'15	13
3. Gerard Hall, '12-'14	9
t4. Z. Weigel, '16-'18	8
3 others tied	

Home Runs

1. S. McQuail, '12-'13, '15	43
2. Q. Nieporte, '19, '21	30
3. B. Davidson, '21-'22	28
4. Alexi Colon, '13-'15	26
5. C. Hardy, '18-'19, '21-'22	24

RBIs

1. C. Hardy, '18-'19, '21-'22	158
2. C. Dawson, '19, '21-'22	141
3. Q. Nieporte, '19, '21	136
4. Jordan Dean, '13-'16	128
5. M. Valadez, '12-'16	127

Walks

1. Alec Craig, '21-'22	168
2. Alexi Colon, '13-'15	142
3. Zack Weigel, '16-'18	127
4. Jack Parenty, '17-'19	105
5. B. Davidson, '21-'22	103

Stolen Bases

1. Alec Craig, '21-'22	73
t2. C. Dawson, '19, '21-'22	50
J. Dean, '13-'16	
4. Brett Milazzo, '21-'22	40
5. C. Mozingo, '21-'22	33

CAREER RECORDS - PITCHING

Appearances

1. J. Joyce, '15-'18, '21-'22	220
2. Dexter Price, '13-'16	143
3. D. Thompson, '18-'19, '21-'22	138
4. Clark Labitan, '13-'15	96
5. D. Stutsman, '18-'19	69

Starts

1. Gunnar Kines, '16-'19	58
2. Seth Webster, '13-'16	51
3. K. Hopkins, '15-'17	34
t4. Kyle Arjona, '21-'22	31
P. Lobdell, '18-'19	

Wins

t1. J. Joyce, '15-'18, '21-'22	22
G. Kines, '16-'19	
S. Webster, '13-'16	
4. Eddie Cody, '14-'15	18
5. Dexter Price, '13-'16	15

Losses

t1. G. Kines, '16-'19	17
P. Lobdell, '18-'19	
3. Seth Webster, '13-'16	15
4. J. Joyce, '15-'18, '21-'22	14
t5. 2 tied	12

Saves

1. Dexter Price, '13-'16	59
2. J. Joyce, '15-'18, '21-'22	40
3. D. Thompson, '18-'19, '21-'22	23
4. Connor Eller, 2019	22
5. P. Mincey, 2012	17

Complete Games

1. Seth Webster, '13-'16	6
2. Gunnar Kines, '16-'19	4
t3. Kyle Arjona, '21-'22	3
R. Middendorf, '21-'22	
Lars Liguori, '16-'17	

Shutouts

t1. Kyle Arjona, '21-'22	2
R. Middendorf, '21-'22	
Gunnar Kines, '16-'19	
t4. Aaron Rozek, '19, '21	1
7 others tied	

Innings Pitched

1. G. Kines, '16-'19	350.1
2. S. Webster, '13-'16	326.2
3. J. Joyce, '15-'18, '21-'22	241.1
4. K. Hopkins, '15-'17	214.2
5. Eddie Cody, '14-'15	198.2

Strikeouts

1. Gunnar Kines, '16-'19	350
2. J. Joyce, '15-'18, '21-'22	341
3. Seth Webster, '13-'16	253
4. D. Thompson, '18-'19, '21-'22	230
5. K. Hopkins, '15-'17	170

Walks

1. J. Joyce, '15-'18, '21-'22	141
2. Gunnar Kines, '16-'19	96
3. K. Hopkins, '15-'17	71
4. D. Thompson, '18-'19, '21-'22	63
5. Seth Webster, '13-'16	58

ERA (min. 96 IP)

1. Clark Labitan, '13-'15	2.19
2. Chris Phelan, 2013	2.21
3. D. Thompson, '18-'19, '21-'22	2.66
4. J. Joyce, '15-'18, '21-'22	2.72
5. Eddie Cody, '14-'15	2.81

SUSSEX COUNTY MINERS

2022 Record: 54-41 [t-4th, East Division]



94 Championship Place
 Augusta, NJ 07822
 Phone: (973) 383-7644
 Website: SussexCountyMiners.com

Social Media:
Facebook.com/SussexCountyMiners
Twitter: @SCMiners
Instagram: @sussexcountyminers

FRONT OFFICE

Owner: Al Dorso, Sr.
President: Mike Dorso
General Manager: Vincent Sangemino
Director, Stadium Operations: Phil Spaldi
Manager, Corporate Partnerships:
 Joann Ciancitto
Director, Sales & Community Engagement:
 Kim Eid
Group Sales: Patrick Carr

Sales & Operations, Social Media:
 Jake Hildreth
Senior Graphic Designer: Will Romano
Director, Broadcasting & Media Relations:
 Bret Leuthner
Director, Broadcast Production:
 Sean Bretherick
Head Groundskeeper: L.J. Black
Clubhouse Manager: Alex Arrowood

FIELD STAFF

Manager: Chris Widger
Assistant Coach: Mark Pappas
Assistant Coach: Simon Walters

Athletic Trainer: Joe Bruno
Team Doctor: Dr. Casey Pierce

GAME DAY INFORMATION

Stadium: Skylands Stadium
Year Opened: 1994
Capacity: 4,500
Outfield Dimensions: 330-392-330

Broadcasters: Bret Leuthner,
 Sean Bretherick
Games Broadcast: all
Webcast: scminers.mixlr.com

Visiting Team Hotel: Hampton Inn Denville, 350 Morris Ave., Denville, NJ 07834
Phone: (973) 664-1050

FIELD MANAGER - CHRIS WIDGER



Former major league catcher Chris Widger returns to the "independent" ranks in 2023 to take over the Sussex County Miners. Widger brings managerial experience from the Kansas City Royals organization, most-recently at Double-A Northwest Arkansas. He skippered the Class A-Advanced Quad Cities River Bandits to the High-A Central championship in 2021 as well. He also spent one season in the Atlantic League managing the Camden RiverSharks. As a player, Widger was a third-round selection by the Seattle Mariners in the 1992 MLB Draft, and made his major league debut for the club in 1995, embarking on a 10-season career in the big leagues with six different organizations.

MANAGERIAL HISTORY

Year	Team	League	Affil.	Level	Record	Finish (Tms)	Playoffs
2015	Camden	Atlantic	—	Ind.	56-83	t-7th (8)	
2019	Burlington	Appalach'n	KC	Rk.	39-20	2nd (10)	Lost Champ. Series
2021	Quad Cities	Hi-A Cent.	KC	A+	77-41	1st (12)	League Champions
2022	NW Ark'nsas	Texas	KC	AA	58-79	10th (10)	

SUSSEX COUNTY YEAR-BY-YEAR HISTORY

Year	League	Level	Record	Finish (Tms)	Attendance	Manager
2015	Can-Am	Ind.	38-59	6th (6)	56,988	Steve Shirley
2016	Can-Am	Ind.	39-61	5th (6)	90,237	Bobby Jones
2017	Can-Am	Ind.	45-54	4th (6)	80,442	Bobby Jones
2018	Can-Am	Ind.	63-38	1st (6)	74,827	Bobby Jones
2019	Can-Am	Ind.	61-33	1st (6)	72,594	Bobby Jones
2021	Frontier	Ind.	48-44	8th (14)	79,762	Bobby Jones
2022	Frontier	Ind.	54-41	t-5th (16)	78,737	Bobby Jones

Division Championships: none

SUSSEX COUNTY PLAYOFF HISTORY

Year	Round	Opponent	Result
2017	Semifinals	Québec	L, 0-3 (Best of 5)
2018	Semifinals	Trois-Rivières	W, 3-2 (Best of 5)
	Championship	Québec	W, 3-1 (Best of 5)
2019	Division Series	Rockland	W, 3-1 (Best of 5)
	Championship	New Jersey	L, 1-3 (Best of 5)

SINGLE-SEASON RECORDS - HITTING

Batting Avg. [min. 260 PA]

1. Martin Figueroa, '21	.352
2. Jay Austin, 2016	.341
3. Chuck Taylor, 2021	.340
4. Mikey Reynolds, '18	.335
5. Martin Figueroa, '18	.328

On-Base Pct. [min. 260 PA]

1. Martin Figueroa, '18	.444
2. Martin Figueroa, '21	.441
3. Trey Hair, 2019	.428
4. Jose Brizuela, 2019	.426
5. Martin Figueroa, '22	.421

Slugging Pct. [min. 260 PA]

1. Chris Jacobs, 2016	.569
2. Chuck Taylor, 2021	.527
3. Martin Figueroa, '21	.517
4. Kaleo Johnson, '21	.514
5. Trey Hair, 2019	.509

Runs Scored

1. Mikey Reynolds, '18	78
2. Audy Ciriaco, 2018	75
3. Chuck Taylor, 2021	74
4. Martin Figueroa, '22	70
5. Jay Austin, 2016	66

Hits

1. Jay Austin, 2016	130
2. Chuck Taylor, 2021	122
t3. Mikey Reynolds, '18	119
Rubi Silva, 2017	
5. Audy Ciriaco, 2019	115

Doubles

1. Mikey Reynolds, '18	28
2. Trey Hair, 2019	27
3. Chuck Taylor, 2021	26
4. Audy Ciriaco, 2019	25
5. Jay Austin, 2016	23

Triples

1. Rubi Silva, 2017	7
t2. Martin Figueroa, '18	6
Jayce Ray, 2018	
t4. Juan Kelly, 2021	5
Jay Austin, 2016	

Home Runs

1. Chris Jacobs, 2016	21
2. Jawuan Harris, '22	12
t3. M. Figueroa, 2022	11
Alex Toral, 2022	
2 others tied	

RBIs

t1. Audy Ciriaco, 2019	70
Chris Jacobs, 2016	
3. Martin Figueroa, '22	68
4. Audy Ciriaco, 2018	65
5. Chuck Taylor, 2021	63

Walks

1. Martin Figueroa, '22	66
2. Jose Brizuela, 2019	63
3. Trey Hair, 2019	60
4. B. Almadova, 2018	59
5. Martin Figueroa, '18	57

Strikeouts

1. Devin Thaut, 2015	101
2. Jawuan Harris, '22	96
t3. Juan Duran, 2017	93
Nick Giarraputo, '16	
5. B. Downes, 2019	91

Stolen Bases

1. B. Almadova, 2018	51
2. Mikey Reynolds, '18	45
t3. Mikey Reynolds, '19	40
Jay Austin, 2016	
t5. 2 tied	34

SINGLE-SEASON RECORDS - PITCHING

Appearances

1. Mark McCoy, 2017	43
t2. Jalen Miller, 2021	40
R. Klinchock, 2021	
E. Muhammad, '17	
5. Josh Wood, 2016	39

Starts

t1. D. Marshall, 2022	20
Jamie Walczak, '15	
t3. M. Mediavilla, 2022	19
Frank Duncan, '19	
4 others tied	

Wins

1. John Baker, 2022	12
t2. D. Marshall, 2022	11
J. Thompson, 2019	
Cory Jones, 2018	
5. Frank Duncan, 2019	10

Losses

1. Matt Sommo, 2015	12
2. Jamie Walczak, '15	11
t3. Gianni Zayas, 2017	10
Joey Donino, 2016	
5. Michael Suk, 2016	8

Saves

1. Ryan Newell, 2019	19
t2. Joe Testa, 2015	18
M. Mediavilla, 2021	
4. Alex Demchak, 2018	10
5. R. Klinchock, 2022	9

Complete Games

1. Frank Duncan, 2019	8
2. Andrew Vinson, '18	5
t3. John Baker, 2022	3
J. Thompson, 2019	
David Palladino, '19	

Shutouts

t1. Frank Duncan, 2019	3
Andrew Vinson, '18	
t3. John Baker, 2022	1
D. Marshall, 2022	
8 others tied	

Innings Pitched

1. Frank Duncan, 2019	132.2
t2. M. Mediavilla, '22	118.0
D. Marshall, 2022	
4. J. Thompson, 2019	117.1
5. Jamie Walczak, '15	117.0

Strikeouts

1. John Baker, 2022	122
2. M. Tamburino, 2017	115
t3. D. Marshall, 2022	111
Frank Duncan, '19	
5. Jamie Walczak, '15	108

Walks

1. Jamie Walczak, 2015	60
2. David Palladino, '19	58
3. Cory Jones, 2018	48
4. Joey Donino, 2016	44
t5. 2 tied	43

ERA [min. 48 IP]

1. David Rollins, 2018	2.23
2. Kenny Koplove, '18	2.60
3. Andrew Gist, 2019	2.61
4. Kevin Grendell, '18	2.62
5. John Baker, 2022	2.66

ERA [min. 96 IP]

1. David Rollins, 2018	2.23
2. John Baker, 2022	2.66
3. D. Marshall, 2022	2.67
4. Frank Duncan, 2019	3.05
5. Gianni Zayas, 2017	3.43

FRONTIER LEAGUE CAREER RECORDS - HITTING

Games Played

1. M. Figueroa, '21-'22	157
2. Cito Culver, '21-'22	145
t3. Nilo Rijo, '21-'22	95
Chuck Taylor, 2021	
5. Audy Ciriaco, 2021	92

Batting Avg. (min. 500 PA)

1. M. Figueroa, '21-'22	.324
2. Cito Culver, '21-'22	.249

On-Base Pct. (min. 500 PA)

1. M. Figueroa, '21-'22	.430
2. Cito Culver, '21-'22	.363

Slugging Pct. (min. 500 PA)

1. M. Figueroa, '21-'22	.430
2. Cito Culver, '21-'22	.368

Runs Scored

1. M. Figueroa, '21-'22	124
2. Chuck Taylor, 2021	74
3. Cito Culver, '21-'22	67
4. Audy Ciriaco, 2021	58
5. Jawuan Harris, '22	52

Hits

1. M. Figueroa, '21-'22	182
2. Cito Culver, '21-'22	115
3. Audy Ciriaco, 2021	104
4. Mikey Reynolds, '22	79
5. Kaleo Johnson, '21	77

Doubles

1. M. Figueroa, '21-'22	36
2. Cito Culver, '21-'22	22
3. Audy Ciriaco, 2021	20
4. Kaleo Johnson, '21	19
5. Nilo Rijo, 2021-'22	16

Triples

1. M. Figueroa, '21-'22	6
2. Juan Kelly, 2021	5
3. Chuck Taylor, 2021	4
t4. Cito Culver, '21-'22	3
2 others tied	

Home Runs

1. M. Figueroa, '21-'22	16
2. Jawuan Harris, '22	12
t3. Chuck Taylor, 2021	11
Alex Toral, 2022	
5. Audy Ciriaco, 2021	10

RBIs

1. M. Figueroa, '21-'22	121
t2. Cito Culver, '21-'22	63
Chuck Taylor, 2021	
4. Juan Kelly, 2021	53
5. Jawuan Harris, '22	51

Walks

1. M. Figueroa, '21-'22	103
2. Cito Culver, '21-'22	85
3. Jawuan Harris, '22	52
4. Nilo Rijo, 2021-'22	43
5. Juan Kelly, 2021	38

Stolen Bases

1. M. Figueroa, '21-'22	49
2. Nilo Rijo, 2021-'22	43
3. Jawuan Harris, '22	34
4. Chuck Taylor, 2021	27
5. Errol Robinson, '22	22

FRONTIER LEAGUE CAREER RECORDS - PITCHING

Appearances

1. R. Klinchok, 2021-'22	73
2. M. Mediavilla, '21-'22	58
3. Jalen Miller, 2021	40
4. James Mulry, 2022	28
5. John Baker, 2022	25

Starts

1. D. Marshall, 2021-'22	25
2. M. Mediavilla, '21-'22	19
t3. Vin Mazzaro, 2022	16
M. Castellani, 2021	
M. Herrmann, 2021	

Wins

1. D. Marshall, 2021-'22	14
2. John Baker, 2022	12
3. James Mulry, 2022	7
t4. Conner Dand, 2022	6
M. Mediavilla, '21-'22	

Losses

1. M. Mediavilla, '21-'22	8
t2. James Mulry, 2022	7
A. Vargas, 2021	
t4. Vin Mazzaro, 2022	6
M. Castellani, 2021	

Saves

1. M. Mediavilla, '21-'22	19
2. R. Klinchok, 2022	9
3. Jalen Miller, 2021	8
4. T. Thornton, 2022	4
5. John Baker, 2022	3

Complete Games

1. John Baker, 2022	3
2. D. Marshall, '21-'22	2
t3. M. Mediavilla, 21-'22	1
James Mulry, 2022	
5 others tied	

Shutouts

t1. John Baker, 2022	1
D. Marshall, '21-'22	
M. Mediavilla, 21-'22	
M. Castellani, 2021	
Tyler Luneke, 2021	

Innings Pitched

1. M. Mediavilla, '21-'22	162.0
2. D. Marshall, '21-'22	154.2
3. John Baker, 2022	104.1
4. Billy Layne, '21-'22	94.2
5. M. Castellani, 2021	83.1

Strikeouts

1. M. Mediavilla, '21-'22	157
2. D. Marshall, '21-'22	133
3. John Baker, 2022	122
4. Conner Dand, 2022	83
5. Jalen Miller, 2021	80

Walks

1. D. Marshall, 2021-'22	60
2. M. Mediavilla, '21-'22	46
t3. R. Klinchok, '21-'22	37
Billy Layne, '21-'22	
5. Vin Mazzaro, 2022	36

ERA (min. 96 IP)

1. John Baker, 2022	2.67
2. D. Marshall, 2021-'22	2.91
3. M. Mediavilla, '21-'22	4.00

TRI-CITY VALLEYCATS

2022 Record: 54-41 [t-4th, East Division]



80 Vandenburg Ave.
Troy, NY 12180
Phone: (518) 629-2287
Website: TCValleyCats.com

Social Media:
Facebook.com/valleycats
Twitter: @ValleyCats
Instagram: @tcvalleycats

FRONT OFFICE

Ownership Group: Doug Gladstone,
Rick Murphy, Martin Barr, Steve Siegel,
Jane G. Burton
President: Rick Murphy
General Manager: Matt Callahan
Assistant General Manager: Jess Guido

Stadium Operations Manager: Ed Krajewski
Food & Beverage Manager: Missy Henry
Communications Manager:
Jacob LaChapelle
Client Services Coordinator: Dillon Bohlke
Box Office Coordinator: Ray O'Keefe

FIELD STAFF

Manager: Pete Incaviglia
Bench Coach: Thomas Incaviglia

Assistant Coach: Brooks Carey

GAME DAY INFORMATION

Stadium: Joseph L. Bruno Stadium
Year Opened: 2002
Capacity: 4,500
Outfield Dimensions: 325-400-325

Broadcasters: Adam Cohen
Games Broadcast: Home Games only
Webcast: none

Visiting Team Hotel: The Desmond Hotel & Conference Center
660 Albany Shaker Rd., Albany, NY 12211
Phone: (518) 640-6067

FIELD MANAGER - PETE INCAVIGLIA



A 12-year MLB veteran with over 35 years of professional baseball experience, Pete Incaviglia enters his third season as the manager of the Tri-City ValleyCats in 2023.

Previously, Incaviglia led the Laredo Lemurs to the American Association title in 2015, and skippered the Sugar Land Skeeters to the championship in the Atlantic League in 2018. He has also spent time as a coach in the Detroit Tigers' system.

Incaviglia played collegiately at Oklahoma State, setting all-time NCAA Division-I records for home runs in a season (48) and career (100). A first-round pick in the 1985 MLB Draft, he clubbed 206 career big-league home runs with seven different clubs.

MANAGERIAL HISTORY

Year	Team	League	Affil.	Level	Record	Finish (Tms)	Playoffs
2008	Gr'nd Prairie	Am. Assoc.	—	Ind.	56-40	3rd (10)	Lost Champ. Series
2009	Gr'nd Prairie	Am. Assoc.	—	Ind.	48-48	t-6th (10)	
2010	Gr'nd Prairie	Am. Assoc.	—	Ind.	43-52	8th (10)	
2012	Laredo	Am. Assoc.	—	Ind.	54-46	4th (13)	Lost Semifinals
2013	Laredo	Am. Assoc.	—	Ind.	52-47	6th (13)	
2014	Laredo	Am. Assoc.	—	Ind.	58-42	3rd (12)	Lost Semifinals
2015	Laredo	Am. Assoc.	—	Ind.	58-43	4th (12)	League Champions
2016	Laredo	Am. Assoc.	—	Ind.	57-42	4th (12)	
2018	Sugar Land	Atlantic	—	Ind.	81-45	1st (8)	League Champions
2019	Sugar Land	Atlantic	—	Ind.	72-66	4th (8)	Lost Champ. Series
2021	Tri-City	Frontier	—	Ind.	50-46	7th (14)	
2022	Tri-City	Frontier	—	Ind.	54-41	t-5th (16)	

TRI-CITY YEAR-BY-YEAR HISTORY

Year	League	Level	Record	Finish (Tms)	Attendance	Manager
2002	NY-Penn	S.S. A	27-48	13th (14)	N/A	Ivan De Jesus
2003	NY-Penn	S.S. A	44-32	5th (14)	N/A	Ivan De Jesus
2004	NY-Penn	S.S. A	50-25	2nd (14)	N/A	Gregg Langbehn
2005	NY-Penn	S.S. A	34-42	9th (14)	116,674	Gregg Langbehn
2006	NY-Penn	S.S. A	43-31	2nd (14)	129,126	Gregg Langbehn
2007	NY-Penn	S.S. A	27-47	14th (14)	136,809	Pete Rancont
2008	NY-Penn	S.S. A	28-45	13th (14)	140,631	Pete Rancont
2009	NY-Penn	S.S. A	27-48	13th (14)	145,976	Jim Pankovits
2010	NY-Penn	S.S. A	38-36	6th (14)	155,315	Jim Pankovits
2011	NY-Penn	S.S. A	33-42	11th (14)	156,297	Stubby Clapp
2012	NY-Penn	S.S. A	51-25	2nd (14)	159,966	Stubby Clapp
2013	NY-Penn	S.S. A	44-32	2nd (14)	156,712	Ed Romero
2014	NY-Penn	S.S. A	48-28	t-1st (14)	161,171	Ed Romero
2015	NY-Penn	S.S. A	42-33	2nd (14)	153,692	Ed Romero
2016	NY-Penn	S.S. A	38-38	t-7th (14)	N/A	Lamarr Rogers
2017	NY-Penn	S.S. A	34-39	10th (14)	142,922	Morgan Ensberg
2018	NY-Penn	S.S. A	42-33	t-2nd (14)	N/A	Jason Bell
2019	NY-Penn	S.S. A	32-42	12th (14)	131,531	Ozney Guillen
2021	Frontier	Ind.	50-46	7th (14)	100,519	Pete Incaviglia
2022	Frontier	Ind.	54-41	t-5th (16)	134,617	Pete Incaviglia

Division Championships: 2004, 2006, 2010, 2012, 2013, 2014, 2015, 2018

TRI-CITY PLAYOFF HISTORY

Year	Round	Opponent	Result
2006	Semifinals	Auburn	W, 2-0 (Best of 3)
	Championship	Staten Island	L, 1-2 (Best of 3)
2010	Semifinals	Batavia	W, 2-1 (Best of 3)
	Championship	Brooklyn	W, 2-0 (Best of 3)
2012	Semifinals	Auburn	W, 2-1 (Best of 3)
	Championship	Hudson Valley	L, 1-2 (Best of 3)
2013	Semifinals	Aberdeen	W, 2-0 (Best of 3)
	Championship	State College	W, 2-1 (Best of 3)
2014	Semifinals	Connecticut	W, 2-0 (Best of 3)
	Championship	State College	L, 1-2 (Best of 3)
2015	Semifinals	Staten Island	L, 0-2 (Best of 3)
2018	Semifinals	Mahoning Valley	W, 2-0 (Best of 3)
	Championship	Hudson Valley	W, 2-0 (Best of 3)

SINGLE-SEASON RECORDS - HITTING

Batting Avg. [min. 260 PA]

1. Brantley Bell, 2022	.368
2. Neil Sellers, 2005	.344
3. Ben Zobrist, 2004	.339
4. Jordan Parraz, '06	.336
5. Wladimir Sutil, 2005	.325

On-Base Pct. [min. 260 PA]

1. Ben Zobrist, 2004	.438
2. Brantley Bell, 2022	.432
3. M. Cunningham, '05	.423
4. Matt Cusick, 2007	.422
5. Jordan Parraz, '06	.421

Slugging Pct. [min. 260 PA]

1. Brantley Bell, 2022	.656
2. Denis Phipps, 2022	.648
3. Brad Zunica, 2022	.602
4. Phil Disher, 2008	.536
5. Neil Sellers, 2005	.534

Runs Scored

1. Brantley Bell, 2022	92
2. Pavin Parks, 2022	78
3. Denis Phipps, 2022	74
4. Juan Silverio, 2021	59
5. Johnny Sewald, '15	57

Hits

1. Brantley Bell, 2022	138
2. Juan Silverio, 2021	107
3. Denis Phipps, 2022	101
t4. Pavin Parks, 2022	97
Jesus Lujano, '22	

Doubles

1. Brantley Bell, 2022	30
2. Brock Koman, 2003	25
3. C. McCusker, 2022	24
4. S. Robinson, 2003	23
5. Denis Phipps, 2022	21

Triples

t1. Andy Pineda, 2017	7
Aaron Mizell, 2015)	
3. Collin DeLome, '07	6
t4. Andrew Aplin, 2012	5
J.B. Shuck, 2008	

Home Runs

1. Denis Phipps, 2022	33
2. Brad Zunica, 2022	26
3. Brantley Bell, 2022	24
4. Denis Phipps, 2021	21
5. Pavin Parks, 2022	17

RBI's

1. Denis Phipps, 2022	91
2. Brantley Bell, 2022	81
3. Brad Zunica, 2022	69
4. Pavin Parks, 2022	67
5. Mario Garza, 2005	65

Walks

1. Pavin Parks, 2022	65
2. Denis Phipps, 2022	53
3. Johnny Sewald, '15	46
4. Tyler Burnett, 2010	45
5. Ben Zobrist, 2004	43

Strikeouts

1. C. McCusker, 2022	95
2. Danny Meier, 2008	82
t3. Denis Phipps, 2021	79
D. Adamson, 2010	
5. Denis Phipps, 2022	72

Stolen Bases

1. Brantley Bell, 2022	32
2. Johnny Sewald, '15	31
3. Josh Anderson, '03	26
t4. Ben Orloff, 2010	23
Jordan Parraz, '06	

SINGLE-SEASON RECORDS - PITCHING

Appearances

1. Adam Hofacket, '22	48
2. T. Cochran-Gill, '21	45
3. T. Cochran-Gill, '22	44
t4. Brac Warren, 2022	33
F. Jimenez, 2021	

Starts

1. Joey Gonzalez, '22	20
2. Parker Kelly, 2021	19
t3. Josh Hiatt, 2021	16
Joey DeLeon, 2002	
t5. 9 tied	15

Wins

1. Ronnie Ventura, '04	11
2. Chris Salamida, '06	10
3. Adam Hofacket, '22	9
t4. Joey Gonzalez, '22	8
R. Escobar, 2004	

Losses

1. Joey DeLeon, 2002	
2. Billy Westhoff, 2002	
t3. Colton Pitkin, 2009	
A. Noguera, 2008	
Luis Pardo, 2007	

Saves

1. Trey Cochran-Gill, '21	24
t2. T. Cochran-Gill, '22	14
Blake Ford, 2012	
4. Ryan Thompson, '14	12
t5. 2 tied	10

Complete Games

1. Parker Kelly, 2021	2
t2. Joey Gonzalez, '22	1
Josh Hiatt, 2021	
Jose Cruz, 2021	
8 more tied	

Shutouts

t1. Joey Gonzalez, '22	1
Josh Hiatt, 2021	
Brian Holmes, 2012	

Innings Pitched

1. Joey Gonzalez, '22	118.1
2. Parker Kelly, 2021	98.1
3. Ronnie Ventura, '04	92.0
4. Joey DeLeon, 2003	87.1
5. Matt Albers, 2003	86.1

Strikeouts

1. Joey Gonzalez, '22	128
2. Matt Albers, 2003	94
3. Adam Hofacket, '22	85
4. Ronnie Ventura, '04	81
5. Michael Feliz, 2019	78

Walks

1. Tony Pluta, 2005	51
2. Cliff Davis, 2005	50
3. Parker Kelly, 2021	45
4. Manny Ramirez, '19	40
t5. 2 tied	39

ERA [min. 48 IP]

1. Chris Salamida, '06	1.06
2. R. Escobar, 2004	1.33
3. Troy Scribner, 2014	1.38
4. T. Cochran-Gill, '22	1.76
5. Juri Perez, 2012	1.81

ERA [min. 96 IP]

1. Joey Gonzalez, '22	3.57
2. Parker Kelly, 2021	5.13

FRONTIER LEAGUE CAREER RECORDS - HITTING

Games Played

1. Denis Phipps, '21-'22	187
2. Juan Silverio, '21-'22	151
3. Brad Zunica, '21-'22	141
4. C. McCusker, '21-'22	108
5. Pavin Parks, 2022	94

Batting Avg. (min. 500 PA)

1. B. Zunica, 2021-22	.313
2. J. Silverio, '21-'22	.293
3. D. Phipps, '21-'22	.287

On-Base Pct. (min. 500 PA)

1. Brad Zunica, '21-'22	.383
2. Denis Phipps, '21-'22	.377
3. Juan Silverio, '21-'22	.353

Slugging Pct. (min. 500 PA)

1. Brad Zunica, '21-'22	.606
2. Denis Phipps, '21-'22	.586
3. Juan Silverio, '21-'22	.480

Runs Scored

1. Denis Phipps, '21-'22	128
2. Juan Silverio, '21-'22	96
3. Brantley Bell, 2022	92
4. Brad Zunica, '21-'22	84
5. Pavin Parks, 2022	78

Hits

1. Denis Phipps, '21-'22	194
2. Juan Silverio, '21-'22	161
3. Brad Zunica, '21-'22	158
4. Brantley Bell, 2022	138
5. C. McCusker, '21-'22	106

Doubles

1. Denis Phipps, '21-'22	39
2. C. McCusker, '21-'22	31
t3. Brad Zunica, '21-'22	30
Brantley Bell, 2022	
5. Juan Silverio, '21-'22	22

Triples

t1. Brantley Bell, 2022	3
J. Campagna, 2022	
Oscar Campos, '21	
t4. J. Silverio, 2021-22	2
2 more tied	

Home Runs

1. Denis Phipps, '21-'22	54
2. Brad Zunica, '21-'22	38
3. Juan Silverio, '21-'22	25
4. Brantley Bell, 2022	24
5. C. McCusker, '21-'22	19

RBIs

1. Denis Phipps, '21-'22	153
2. Brad Zunica, '21-'22	114
3. Juan Silverio, '21-'22	88
4. Brantley Bell, 2022	81
5. C. McCusker, '21-'22	69

Walks

1. Denis Phipps, '21-'22	89
2. Pavin Parks, 2022	65
3. Brad Zunica, '21-'22	55
4. Juan Silverio, '21-'22	49
5. C. McCusker, '21-'22	36

Stolen Bases

1. Brantley Bell, 2022	32
2. Jesus Lujano, 2022	22
3. Denis Phipps, '21-'22	17
4. Pavin Parks, 2022	14
5. Juan Silverio, '21-'22	10

FRONTIER LEAGUE CAREER RECORDS - PITCHING

Appearances

1. T. Cochran-Gill, '21-'22	89
2. Jake Dexter, '21-'22	58
3. Adam Hofacket, '22	49
4. Brac Warren, 2022	37
5. F. Jimenez, 2021	33

Starts

t1. Joey Gonzalez, '22	20
Jose Cruz, '21-'22	
3. Parker Kelly, 2021	19
4. Kyle Arjona, 2022	17
5. Josh Hiatt, 2021	16

Wins

1. T. Cochran-Gill, '21-'22	10
2. Adam Hofacket, '22	9
3. Joey Gonzalez, '22	8
4. Parker Kelly, 2021	7
t5. 7 tied	5

Losses

1. Jose Cruz, '21-'22	9
t2. Kyle Arjona, 2022	6
Parker Kelly, 2021	
4. Adam Hofacket, '22	5
t5. 5 tied	4

Saves

1. T. Cochran-Gill, 21-22	38
t2. Adam Hofacket, '22	1
N. Abbatiello, 2022	
Jake Dexter, '21-'22	
Troy Cruz, 2021	

Complete Games

1. Parker Kelly, 2021	2
t2. Joey Gonzalez, '22	1
Josh Hiatt, 2021	
Jose Cruz, 2021	

Shutouts

t1. Joey Gonzalez, '22	1
Josh Hiatt, 2021	

Innings Pitched

1. Jake Dexter, '21-'22	117.0
2. Joey Gonzalez, '22	116.2
3. Jose Cruz, '21-'22	109.1
4. T. Cochran-Gill, 21-22	108.1
5. Parker Kelly	98.1

Strikeouts

1. Joey Gonzalez, 2022	128
2. Adam Hofacket, '22	85
3. Jose Cruz, 2021-22	79
4. Kyle Arjona, 2022	75
5. Jake Dexter, '21-'22	70

Walks

1. Parker Kelly, 2021	45
2. T. Cochran-Gill, 21-22	40
3. Joey Gonzalez, '22	39
4. Jake Dexter, '21-'22	38
5. Olbis Parra, 2022	37

ERA (min. 96 IP)

1. T. Cochran-Gill, 21-22	2.08
2. Joey Gonzalez, '22	3.63
2. Parker Kelly, 2021	5.18
4. Jose Cruz, 2021-22	5.76
5. Jake Dexter, '21-'22	6.00

TROIS-RIVIÈRES AIGLES

2022 Record: 45-50 [7th, East Division]



1550 Avenue Gilles-Villeneuve
Trois-Rivières, Québec, Canada G9A 5K8
Phone: (819) 379-0404
Website: LesAiglesTR.com

Social Media:
Facebook.com/lesaiglestr
Twitter: @Aigles_TR
Instagram: @aiglestr

FRONT OFFICE

Ownership: Groupe Vertdure,
Groupe Côte-Réco
President: René Martin
Vice President & Special Projects:
Marc-André Marineau

General Manager & Sales:
Jérôme Duchesneau
Operations Director: Frédéric Bélanger
Communications Coordinator:
Vincent Gauthier

FIELD STAFF

Manager: Matthew Rusch
Assistant Coach: Reed Lavallee

Assistant Coach: Carlos Mirabal

GAME DAY INFORMATION

Stadium: Stade Quillorama
Year Opened: 1938
Capacity: 4,000
Outfield Dimensions: 310-372-317

Broadcasters: Frederic Lajoie,
Mike Tremblay
Games Broadcast: Home Games only
Webcast: none

Visiting Team Hotel: Holiday Inn Express Trois-Rivières
2000 Rue des Grandes Marches, Trois-Rivières, QC G8Z 1B7
Phone: (819) 841-4774

FIELD MANAGER - MATTHEW RUSCH

Matthew Rusch enters his second season as Manager of Les Aigles de Trois-Rivières in 2023. At 39 years old, he is one of the youngest managers in the Frontier League

Rusch has a long history with the Aigles, having pitched for the team from 2014-18, winning 30 games overall and striking out 100 or more batter in all four of his full seasons with the club, helping the Aigles win their first championship in the Can-Am League in 2015. Rusch also pitched for Winnipeg in the American Association, Quebec in the Can-Am League, and for five years in the Detroit Tigers organization from 2005-2009, advancing all the way up to Triple-A Toledo before his independent baseball career.

MANAGERIAL HISTORY

Year	Team	League	Affil.	Level	Record	Finish (Tms)	Playoffs
2022	Tr.-Rivières	Frontier	—	Ind.	45-50	13th (16)	

TROIS-RIVIÈRES YEAR-BY-YEAR HISTORY

Year	League	Level	Record	Finish (Tms)	Attendance	Manager
2013	Can-Am	Ind.	43-56	5th (6)	70,655	Pete LaForest
2014	Can-Am	Ind.	37-59	4th (4)	72,543	Pete LaForest
2015	Can-Am	Ind.	50-46	4th (6)	96,997	Pete LaForest
2016	Can-Am	Ind.	35-65	6th (6)	78,948	Pete LaForest
2017	Can-Am	Ind.	39-61	6th (6)	79,228	T.J. Stanton
2018	Can-Am	Ind.	53-49	4th (6)	91,605	T.J. Stanton
2019	Can-Am	Ind.	58-36	2nd (6)	85,506	T.J. Stanton
2022	Frontier	Ind.	45-50	13th (16)	67,419	Matthew Rusch

Division Championships:

TROIS-RIVIÈRES PLAYOFF HISTORY

Year	Round	Opponent	Result
2015	Semifinals	Rockland	W, 3-2 (Best of 5)
	Championship	New Jersey	W, 3-2 (Best of 5)
2018	Semifinals	Sussex County	L, 2-3 (Best of 5)
2019	Semifinals	New Jersey	L, 2-3 (Best of 5)

SINGLE-SEASON RECORDS - HITTING**Batting Avg. [min. 260 PA]**

1. L.P. Pelletier, 2022	.340
2. Carlos Martinez, '22	.336
3. Javier Herrera, 2017	.323
4. Juan Kelly, 2019	.321
5. Alexander Ayala, '17	.320

On-Base Pct. [min. 260 PA]

1. Drew Miller, 2013	.428
2. Craig Hertler, 2015	.418
3. Carlos Martinez, '22	.415
4. L.P. Pelletier, 2022	.409
5. Juan Kelly, 2019	.408

Slugging Pct. [min. 260 PA]

1. Carlos Martinez, '22	.595
2. Taylor Brennan, '18	.587
3. L.P. Pelletier, 2022	.564
4. Juan Kelly, 2019	.543
5. Javier Herrera, 2017	.532

Runs Scored

1. L.P. Pelletier, 2022	81
2. David Glaude, 2019	78
3. Steve Brown, 2013	73
t4. Javier Herrera, '17	72
Craig Hertler, 2015	

Hits

1. Daniel Mateo, 2016	123
2. Javier Herrera, 2017	118
3. L.P. Pelletier, 2022	117
4. Alexander Ayala, '17	116
5. Cam Kneeland, 2013	114

Doubles

1. L.P. Pelletier, 2022	31
t2. Javier Herrera, '17	29
Cam Kneeland, '13	
4. Tucker Nathans, '19	28
5. Juan Kelly, 2022	25

Triples

1. Connor Panas, 2022	5
t2. Raphael Gladu, '22	4
Canice Ejoh, 2022	
Raphael Gladu, '19	
3 more tied	

Home Runs

1. Taylor Brennan, '18	32
2. Steve Brown, 2013	19
t3. C. Martinez, 2022	16
Javier Herrera, '18	
Jon Smith, 2013	

RBIs

1. Taylor Brennan, '18	82
2. Daniel Mateo, 2017	71
3. Steve Brown, 2022	68
t4. Raphael Gladu, '19	64
Steve Brown, 2015	

Walks

1. Taylor Brennan, '18	70
2. Craig Hertler, 2015	66
t3. A. Hermelyn, 2019	65
Alexi Colon, 2018	
5. Drew Miller, 2013	64

Strikeouts

1. Taylor Brennan, '19	133
2. Kevin Cornelius, '18	129
3. Taylor Brennan, '18	120
4. Javier Herrera, 2017	115
5. Brenden Webb, 2017	110

Stolen Bases

t1. Tucker Nathans, '19	30
David Cooper, 2013	
3. Alexi Colon, 2018	25
t4. L.P. Pelletier, 2022	23
2 others tied	

SINGLE-SEASON RECORDS - PITCHING**Appearances**

t1. Tyler Ferguson, '19	45
Cortland Cox, 2019	
3. Taylor Hyssong, '18	41
t4. Angel Rincon, 2018	40
2 others tied	

Starts

1. Kevin McNorton, '19	22
t2. Chris Murphy, 2019	20
K. McNorton, 2018	
Matt Rusch, 2017	
5 more tied	

Wins

t1. Chris Murphy, 2018	11
Ryan Bollinger, '17	
3. Kevin McNorton, '19	10
t4. Garrett Harris, '19	9
3 others tied	

Losses

t1. Edison Alvarez, '17	11
Ryan Bollinger, '16	
F. Lafreniere, 2014	
4. Mike Bradstreet, '15	10
t5. 3 tied	9

Saves

1. Garrett Mundell, '19	20
2. Nick Sarianides, '13	18
t3. Kaohi Downing, '16	11
Sean Keeler, 2014	
5. Kaohi Downing, '15	10

Complete Games

1. Edison Alvarez, '17	7
2. Jeff Shields, 2013	4
t3. Kevin McNorton, '18	3
Matt Rusch, 2016	
Luis Munoz, 2013	

Shutouts

1. Mike Bradstreet, '15	2
t2. Sam Poliquin, '22	1
Yender Caramo, '18	
Ethan Elias, 2018	
7 more tied	

Innings Pitched

1. Jeff Shields, 2013	136.2
2. Kevin McNorton, '18	128.1
3. Ryan Bollinger, '15	127.1
4. Edison Alvarez, '17	126.1
5. Matt Rusch, 2017	126.0

Strikeouts

1. Matt Rusch, 2016	111
2. Matt Rusch, 2015	110
t3. Matt Rusch, 2017	108
Ryan Bollinger, '15	
5. Brandon Barker, '19	107

Walks

1. Porfirio Lopez, 2016	59
2. Charlie Gillies, 2015	56
3. A. Burkard, 2013	47
4. Ryan Bollinger, '15	46
5. Jeff Shields, 2013	44

ERA [min. 48 IP]

1. Jeff Shields, 2013	2.44
2. Domenic Mazza, '19	2.62
3. Edison Alvarez, '16	2.67
4. Matt Rusch, 2014	2.72
5. A. Burkard, 2013	2.88

ERA [min. 96 IP]

1. Jeff Shields, 2013	2.44
2. Edison Alvarez, '16	2.67
3. Matt Rusch, 2014	2.72
4. A. Burkard, 2013	2.88
5. Matt Rusch, 2015	3.11

F.L. SINGLE-SEASON/CAREER RECORDS - HITTING

Games Played

1. Raphael Gladu, 2022	90
2. L.P. Pelletier, 2022	85
t3. Juan Kelly, 2022	81
Connor Panas, '22	
5. Steve Brown, 2022	80

Batting Avg. [min. 260 PA]

1. L.P. Pelletier, 2022	.340
2. C. Martinez, 2022	.336
3. Juan Kelly, 2022	.313
4. Raphael Gladu, '22	.307
5. Steve Brown, '22	.288

On-Base Pct. [min. 260 PA]

1. Carlos Martinez, '22	.415
2. L.P. Pelletier, 2022	.409
3. Juan Kelly, 2022	.399
4. Connor Panas, 2022	.384
5. Steve Brown, 2022	.373

Slugging Pct. [min. 260 PA]

1. Carlos Martinez, '22	.595
2. L.P. Pelletier, 2022	.564
3. Juan Kelly, 2022	.522
4. Steve Brown, 2022	.504
5. Connor Panas, 2022	.470

Runs Scored

1. L.P. Pelletier, 2022	81
2. Connor Panas, 2022	67
3. Raphael Gladu, '22	63
t4. C. Martinez, 2022	55
R. Sanchez, 2022	

Hits

1. L.P. Pelletier, 2022	117
2. Raphael Gladu, '22	104
3. Juan Kelly, 2022	93
4. Carlos Martinez, '22	83
5. Steve Brown, 2022	80

Doubles

1. L.P. Pelletier, 2022	31
2. Juan Kelly, 2022	25
3. Steve Brown, 2022	19
4. Carlos Martinez, '22	16
5. Raphael Gladu, '22	15

Triples

1. Connor Panas, 2022	5
t2. Raphael Gladu, '22	4
Canice Ejoh, 2022	
t4. L.P. Pelletier, 2022	2
4 others tied	

Home Runs

1. Carlos Martinez, '22	16
2. Connor Panas, 2022	15
3. L.P. Pelletier, 2022	14
4. Steve Brown, 2022	13
5. Juan Kelly, 2022	11

RBIs

1. Steve Brown, 2022	68
2. Carlos Martinez, '22	62
3. Juan Kelly, 2022	61
4. Raphael Gladu, '22	60
5. L.P. Pelletier, 2022	58

Walks

t1. Juan Kelly, 2022	44
Connor Panas, '22	
3. Steve Brown, 2022	35
4. R. Sanchez, 2022	32
5. Carlos Martinez, '22	30

Stolen Bases

1. L.P. Pelletier, 2022	23
2. Connor Panas, 2022	20
3. Canice Ejoh, 2022	9
4. Steve Brown, 2022	8
5. Raphael Gladu, '22	6

F.L. SINGLE-SEASON/CAREER RECORDS - PITCHING

Appearances

1. Tyler Luneke, 2022	33
2. James Bradwell, '22	32
t3. Mark Tindall, 2022	31
C. Allegretti, 2022	
5. Josh Smith, 2022	29

Starts

1. Sam Poliquin, 2022	18
2. S. Belisle-Spr., '22	17
3. O. Gutierrez, 2022	14
4. Kevin Perez, 2022	11
5. Austin Henrich, '22	4

Wins

1. S. Belisle-Spr., '22	7
t2. Sam Poliquin, 2022	5
O. Gutierrez, 2022	
t4. Kevin Perez, 2022	4
Kyle Thomas, 2022	

Losses

1. S. Belisle-Spr., '22	8
2. Sam Poliquin, 2022	7
3. O. Gutierrez, 2022	5
4. Tyler Luneke, 2022	4
5. 2 tied	3

Saves

1. Kyle Thomas, 2022	8
2. Mark Tindall, 2022	5
t3. Tyler Luneke, 2022	3
J. Bradwell, 2022	
5. C. Allegretti, 2022	2

Complete Games

1. Osman Gutierrez, '22	2
t2. Tucker Smith, '22	1
Sam Poliquin, 2022	

Shutouts

1. Sam Poliquin, 2022	1
-----------------------	---

Innings Pitched

1. S. Belisle, Spr. '22	107.2
2. O. Gutierrez, 2022	88.2
3. Sam Poliquin, '22	86.2
4. Kevin Perez, 2022	47.0
5. Tyler Luneke, '22	45.0

Strikeouts

1. Osman Gutierrez, '22	93
2. S. Belisle-Spr., '22	86
3. Sam Poliquin, 2022	45
4. Kyle Thomas, 2022	41
5. Kevin Perez, 2022	39

Walks

t1. O. Gutierrez, '22	39
Sam Poliquin, 2022	
Josh Smith, 2022	
4. S. Belisle-Spr., '22	36
5. Kevin Perez, 2022	33

ERA [min. 96 IP]

1. Sam Poliquin, 2022	5.19
2. O. Gutierrez, 2022	5.28
3. S. Belisle-Spr., '22	7.11

WASHINGTON WILD THINGS



2022 Record: 62-34 [1st, West Division]

1 Washington Federal Way

Washington, PA 15301

Phone: (724) 250-9555

Website: WashingtonWildThings.com

Social Media:

Facebook.com/washingtonwildthings

Twitter: @WashWildThings

Instagram: @washwildthings

FRONT OFFICE

President & General Manager: Tony Bucilli

Vice President, Corporate Partnerships:

Christine Blaine

Assistant General Manager, Baseball

Operations: Kyle Dawson

Assistant General Manager, Facility

Operations: Travis Pettit

Corporate Sales Executive:

Mitchum Donatelli

Community & Promotions Manager:

Stephanie Keller

Account Executive: Jeff Fry

Account Executive: Scott Fenwick

Sales & Production Assistant:

Zach Anderson

Clubhouse Manager: Ray Paquet

FIELD STAFF

Manager: Tom Vaeth

Pitching Coach: Alex Boshers

Bench Coach: Ryan Whithorn

Athletic Trainer: Austin Pascarella

GAME DAY INFORMATION

Stadium: Wild Things Park

Year Opened: 2002

Capacity: 3,200

Outfield Dimensions: 320-410-320

Broadcasters: Kyle Dawson

Games Broadcast: All

Webcast: FloSports

Visiting Team Hotel: Hampton Inn & Suites Pittsburgh-Meadow Lands

475 Johnson Rd., Washington, PA, 15301

Phone: (412) 310-0409

FIELD MANAGER - TOM VAETH



Tom Vaeth enters his third season managing the Washington Wild Things. He has guided the club to playoff appearances in each of his first two seasons, including a berth in the championship series in 2021.

Prior to coming to Washington, Vaeth spent 17 seasons as the hitting coach of the Winnipeg Goldeyes in the American Association. Before that, he worked in player development for the Baltimore Orioles for five years, with one of his notable duties being throwing batting practice at Camden Yards.

Vaeth has also coached at the junior college and Division-I levels, served as a bullpen catcher, and scouted for two MLB teams.

MANAGERIAL HISTORY

Year	Team	League	Affil.	Level	Record	Finish (Tms)	Playoffs
2021	Washington	Frontier	—	Ind.	56-40	3rd (14)	Lost Champ. Series
2022	Washington	Frontier	—	Ind.	62-34	t-1st (16)	Lost Division Series

WASHINGTON YEAR-BY-YEAR HISTORY

Year	League	Level	Record	Finish (Tms)	Attendance	Manager
1997	Frontier	Ind.	45-35	3rd (8)	75,503	Mike Burton
1998	Frontier	Ind.	41-38	5th (8)	64,519	Theron Todd
1999	Frontier	Ind.	33-51	10th (10)	50,295	D. Massarelli/C. Mongiardo/J. Zizzo
2000	Frontier	Ind.	38-46	8th (10)	25,123	D. Massarelli/J. Isom
2001	Frontier	Ind.	47-37	4th (12)	29,703	Jeff Isom
2002	Frontier	Ind.	56-28	1st (12)	132,901	Jeff Isom
2003	Frontier	Ind.	54-34	2nd (12)	156,276	Jeff Isom
2004	Frontier	Ind.	62-34	1st (12)	154,963	John Massarelli
2005	Frontier	Ind.	62-32	1st (12)	159,857	John Massarelli
2006	Frontier	Ind.	59-37	1st (10)	152,805	John Massarelli
2007	Frontier	Ind.	55-40	3rd (12)	155,894	John Massarelli
2008	Frontier	Ind.	48-48	t-6th (12)	154,444	Greg Jelks
2009	Frontier	Ind.	43-53	8th (12)	133,881	Mark Mason
2010	Frontier	Ind.	38-57	9th (12)	116,722	Darin Everson
2011	Frontier	Ind.	42-53	8th (12)	104,635	Darin Everson
2012	Frontier	Ind.	44-52	10th (14)	81,836	Chris Bando
2013	Frontier	Ind.	41-55	11th (14)	87,076	Bart Zeller
2014	Frontier	Ind.	57-39	5th (14)	84,533	Zeller/Bob Bozzuto
2015	Frontier	Ind.	42-54	t-9th (14)	83,087	Bob Bozzuto
2016	Frontier	Ind.	46-49	t-6th (12)	80,503	Gregg Langbehn
2017	Frontier	Ind.	53-43	3rd (12)	77,233	Gregg Langbehn
2018	Frontier	Ind.	54-42	t-1st (12)	87,534	Gregg Langbehn
2019	Frontier	Ind.	37-59	10th (10)	90,638	Gregg Langbehn
2021	Frontier	Ind.	56-40	3rd (14)	82,420	Tom Vaeth
2022	Frontier	Ind.	62-34	t-1st (16)	106,043	Tom Vaeth

Division Championships: 2002, 2004, 2005, 2006, 2007, 2018, 2021, 2022

WASHINGTON PLAYOFF HISTORY

Year	Round	Opponent	Result
1997	Division Series	Johnstown	W, 2-0 (Best of 3)*
	Championship	Evansville	W, 2-0 (Best of 3)*
1998	Division Series	Chillicothe	L, 1-2 (Best of 3)*
2001	Division Series	Chillicothe	L, 1-2 (Best of 3)*
2002	Division Series	Kalamazoo	W, 2-0 (Best of 3)
	Championship	Richmond	L, 1-3 (Best of 5)
2003	Division Series	Gateway	L, 0-2 (Best of 3)
2004	Division Series	Evansville	L, 0-3 (Best of 5)
2005	Division Series	Chillicothe	L, 2-3 (Best of 5)
2006	Division Series	Chillicothe	L, 1-3 (Best of 5)
2007	Division Series	Gateway	W, 3-0 (Best of 5)
	Championship	Windy City	L, 2-3 (Best of 5)
2014	Wild Card	Evansville	W, 1-0 (W.T.A.)
	Division Series	River City	L, 0-2 (Best of 3)
2017	Division Series	Florence	L, 1-3 (Best of 5)
2018	Division Series	Evansville	L, 0-3 (Best of 5)
	Championship	Joliet	L, 2-3 (Best of 5)
2021	Division Series	Équipe Québec	W, 3-2 (Best of 5)
	Championship	Schaumburg	L, 2-3 (Best of 5)
2022	Division Series	Schaumburg	L, 0-2 (Best of 3)

* - as Canton Crocodiles

SINGLE-SEASON RECORDS - HITTING**Batting Avg. [min. 260 PA]**

1. Shaun Argento, '02	.352
2. Nick Ward, 2022	.349
3. W. Lagrange, 2022	.346
4. Josh Loggins, 2003	.331
5. Jack Headley, 2004	.325

On-Base Pct. [min. 260 PA]

1. Nick Ward, 2022	.478
2. Kane Sweeney, 2017	.457
3. Randy McGarvey, '05	.429
4. Jacob Dempsey, '08	.422
5. Nick Ward, 2021	.420

Slugging Pct. [min. 260 PA]

1. Josh Loggins, 2003	.659
2. Jacob Dempsey, '09	.632
3. Nick Ward, 2022	.620
4. Stewart Ijames, '13	.560
5. Jacob Dempsey, '08	.556

Runs Scored

1. Jacob Dempsey, '09	81
t2. Chris Sidick, 2008	77
Lance Koenig, '05	
t4. James Harris, 2018	75
Michael Parker, '09	

Hits

t1. W. Lagrange, 2022	125
Lance Koenig, '05	
t3. Chris Sidick, 2008	118
Chris Sidick, 2006	
5. James Harris, 2018	117

Doubles

1. Jacob Dempsey, '08	31
t2. Stewart Ijames, '13	29
Mike Arbing, '05	
t4. W. Lagrange, 2022	27
Mike Arbing, '04	

Triples

1. Chris Sidick, 2006	16
2. Chris Sidick, 2008	9
t3. James Harris, 2018	8
Mike Arbing, '06	
2 others tied	

Home Runs

1. Jacob Dempsey, '09	31
t2. Grant Psomas, '09	24
Josh Loggins, '03	
4. David Popkins, 2015	20
t5. 2 tied	19

RBIs

1. Jacob Dempsey, '09	95
t2. J. Dempsey, 2008	88
Mike Arbing, '05	
4. Pat Peavey, 2006	83
5. Bralin Jackson, '17	76

Walks

1. Kane Sweeney, 2017	87
2. Chris Sidick, 2007	75
t3. Nick Ward, 2021	67
J. Dempsey, 2008	
5. Nick Ward, 2022	63

Strikeouts

1. David Popkins, 2015	116
2. Jacob Dempsey, '09	111
3. Mike Hill, 2017	107
4. Mike Hill, 2018	106
5. Jacob Dempsey, '08	104

Stolen Bases

1. Darian Sandford, '13	43
2. Mike Check, 2002	34
t3. Cole Brannen, '22	33
Jarod Rine, 2007	
5. Chris Sidick, 2010	32

SINGLE-SEASON RECORDS - PITCHING**Appearances**

t1. Zach Strecker, 2021	51
Zach Strecker, 2018	
3. Matt Purnell, 2015	49
4. Al Yevoli, 2014	48
5. 3 tied	44

Starts

1. Tom Cochran, 2006	22
t2. T. Dorminy, 2018	21
A. Ledbetter, 2008	
J Hollenbeck, 2008	
2 more tied	

Wins

1. Aaron Ledbetter, '07	14
t2. Rob Whalen, 2022	12
Trevor Foss, 2017	
t3. Ryan Hennen, 2021	11
3 others tied	

Losses

t1. C. Cunningham, '16	10
S. Blackwell, 2013	
t3. Gary Lee, 2013	9
Z. Rosenbaum, '10	
t5. 4 tied	8

Saves

1. J. Kountis, 2014	32
2. Zach Strecker, 2021	22
3. Zach Strecker, 2018	21
t4. Lukas Young, 2022	20
Zach Strecker, '17	

Complete Games

1. Trevor Foss, 2016	8
t2. Justin Hall, 2011	5
Ben Ally, 2003	
t4. Trevor Foss, 2017	4
2 others tied	

Shutouts

1. Ben Ally, 2003	4
t2. Trevor Foss, 2016	3
Tom Cochran, '06	
t4. John Havird, 2019	2
8 more tied	

Innings Pitched

1. Justin Hall, 2011	145.1
2. Pat Stanley, 2006	135.2
3. Gary Lee, 2013	135.0
4. Ben Ally, 2003	134.0
t5. 2 tied	132.1

Strikeouts

1. Ben Ally, 2003	124
2. Chris Smith, 2012	116
3. Pat Stanley, 2006	111
4. T. Dorminy, 2018	109
5. Tom Cochran, '06	105

Walks

1. Shawn Blackwell, '13	59
2. Dave Bradley, 2002	55
t3. Z. Rosenbaum, '10	53
Pat Stanley, 2006	
5. Chris Smith, 2012	52

ERA [min. 48 IP]

1. Kobe Foster, 2022	1.00
2. Travis Risser, 2007	1.09
3. Zach Strecker, 2019	1.29
4. Jim Popp, 2004	1.40
5. Zach Strecker, 2018	1.48

ERA [min. 96 IP]

1. Jared Howton, 2002	1.89
2. Ryan Hennen, 2021	2.12
3. T. Dorminy, 2018	2.45
4. Trevor Foss, 2016	2.50
5. Aaron Ledbetter, '07	2.71

CAREER RECORDS - HITTING**Games Played****Batting Avg. (min. 500 PA)****On-Base Pct. (min. 500 PA)**

1. J. Loggins, '02-'03	.339	1. Nick Ward, 2021-22	.449
2. S. Dubrule, '21-pres	.337	2. S. Dubrule, '21-pres	.430
3. Nick Ward, '21-'22	.310	3. J. Loggins, 2002-03	.403
4. B. Jackson, '17, '21	.307		

Slugging Pct. (min. 500 PA)**Runs Scored****Hits**

1. S. Ijames, 2013-14	.587	1. Chris Sidick, 2005-11	414	1. Chris Sidick, 2005-11	635
2. J. Loggins, 2002-03	.579	2. Hector Roa, '17-'22	259	2. Hector Roa, '17-'22	502
3. J. Dempsey, '08-'10	.546	3. M. Arbinger, '04-'06	203	3. M. Arbinger, '04-'06	317
4. D. Popkins, 2015-16	.519	4. J. Dempsey, '08-'10	176	4. J. Dempsey, '08-'10	264
5. Nick Ward, 2021-22	.517	5. L. Koenig, '05-'06	139	5. B. G'strand, '06, '08-'09	234

Doubles**Triples****Home Runs**

1. Chris Sidick, 2005-11	89	1. Chris Sidick, 2005-11		1. Hector Roa, '17-'22	63
2. Hector Roa, '17-'22	80	2. Hector Roa, '17-'22		2. J. Dempsey, '08-'10	57
3. M. Arbinger, '04-'06	78	3. M. Arbinger, '04-'06		3. Chris Sidick, '05-'11	55
4. J. Dempsey, '08-'10	61	4. Andrew Heck, '12-'16		4. C.J. Beatty, '13-'15	38
5. B. G'strand, '06, '08-'09	56	5. Chris Carter, '05-'06		5. D. Popkins, 2015-16	35

RBIs**Walks****Stolen Bases**

1. Hector Roa, '17-'22	315	1. Chris Sidick, 2005-11	328	1. Chris Sidick, 2005-11	166
2. Chris Sidick, '05-'11	257	2. J. Dempsey, '08-'10	170	2. D. Sandford, '12-'13	69
3. J. Dempsey, '08-'10	221	3. M. Arbinger, '04-'06	151	3. James Harris, '17-'18	44
4. M. Arbinger, '04-'06	192	4. Nick Ward, '21-'22	130	4. Daniel Poma, '14-'15	43
5. B. Jackson, '17, '21	144	5. D. Popkins, 2015-16	119	t5. 3 tied	39

CAREER RECORDS - PITCHING**Appearances****Starts****Wins**

1. Z. Strecker, '17-'19, '21	190	1. C. Cunningham, '16-'18	59	1. A. Ledbetter, '06-'08	27
2. Jim Popp, 2004-06	102	2. Gary Lee, 2011-13	50	2. C. Cunningham, '16-'18	24
3. B.J. Sabol, '18-'19, '21	97	3. A. Ledbetter, '06-'08	49	3. D. Bradley, 2002-03	21
4. Al Yevoli, 2012-14	96	4. T. Cochran, '06-'07	41	4. Trevor Foss, 2016-17	20
5. Matt Purnell, '14-'15	91	5. Justin Hall, 2011-13	40	t5. 2 tied	18

Losses**Saves****Complete Games**

1. Z. Strecker, '17-'19, '21	74	1. Trevor Foss, 2016-17	12
2. J. Kountis, 2014-15	41	2. Justin Hall, 2011-13	9
3. Jim Popp, 2004-06	38	t3. A. Ledbetter, '06-'08	6
t4. L. Young, '22-pres	20	Ben Ally, 2002-03	
B.J. Borsa, '04-'05		t5. 3 tied	5

Shutouts**Innings Pitched****Strikeouts**

1. Justin Hall, 2011-13		1. C. Cunningham, '16-'18	347.0	1. A. Ledbetter, '06-'08	229
t2. Trevor Foss, '16-'17		2. Gary Lee, 2011-13	344.2	2. J. Edwards, 2009-11	213
Ben Ally, 2002-03		3. A. Ledbetter, '06-'08	318.1	3. D. Bradley, 2002-03	212
t4. T. Cochran, '06-'07		4. Justin Hall, '11-'13	274.0	4. T. Cochran, '06-'07	198
J. Howton, '02-'03		5. J. Hollenbeck, '06-'08	243.1	5. Gary Lee, 2011-13	195

Walks**ERA (min. 96 IP)**

1. C. Cunningham, '16-'18		1. Ryan Hennen, 2021	2.12
2. J. Montoya, 2011-14		2. J. Howton, 2002-03	2.16
3. S. Blackwell, '13-'14		3. Matt Sergey, '14-'15	2.32
4. T. Cochran, '06-'07		4. S. Spragg, 2005-06	2.36
5. Luke Wilkins, '15-'16		5. Z. Strecker, '17-'19, '21	2.44

WINDY CITY THUNDERBOLTS**2022 Record: 33-62 [8th, West Division]**

14011 South Kenton Avenue
 Crestwood, IL 60418
Phone: (708) 489-2255
Website: WCTThunderBolts.com

Social Media:

Facebook.com: windycitythunderbolts
Twitter: @WCTThunderBolts
Instagram: @wcthunderbolts

FRONT OFFICE

Owner: Brian Kahn
General Manager: Mike VerSchave
Assistant General Manager: Bill Waliewski
General Manager: Mike VerSchave

Director, Community Relations: Johnny Sole
Director, Not-For-Profit Events: Karen Engel
Director, Operations: Chris Koll
Media Relations: Terry Bonadonna

FIELD STAFF

Manager: Richie Sexson
Pitching Coach: Jaret Wright

Infield/Third Base Coach: Chris Coleman

GAME DAY INFORMATION

Stadium: Ozinga Field
Year Opened: 1999
Capacity: 2,557
Outfield Dimensions: 330-390-330

Broadcasters: Mark Citron
Games Broadcast: All
Radio (select games): WXAV-FM
Webcast (select games): meridix.com/
 channel/?liveid=WCTThunderBolts#/

Visiting Team Hotel: Giorgio's Quality Inn & Suites, 8800 W. 159th St., Orland Park, IL 60462
Phone: (708) 403-1100

FIELD MANAGER - RICHIE SEXSON

Former major league all-star Richie Sexson joins the ThunderBolts as their manager for the 2023 season.

Sexson played for 12 seasons in the major leagues from 1997-2008. He was a career .262 hitter with 309 total home runs during his time as a player with the Cleveland Indians, Milwaukee Brewers, Arizona Diamondbacks, Seattle Mariners, and New York Yankees. He is most-remembered for his time in Milwaukee, where he was a 2002 and 2003 National League All-Star, and was inducted into the Brewers' Wall of Honor in 2014.

He had spent much of the last decade as the Director of Baseball at Summit High School in Bend, Oregon in his home state.

WINDY CITY YEAR-BY-YEAR HISTORY

Year	League	Level	Record	Finish (Tms)	Attendance	Manager
1995	North Cent.	Ind.	8-13	t-3rd (4)	N/A	Mike Taylor
1996	Heartland	Ind.	28-31	3rd (4)	N/A	Greg Slutsky
1997	Heartland	Ind.	31-39	t-5th (8)	N/A	Brian Dayett
1998	Heartland	Ind.	37-29	2nd (6)	10,552	Brian Dayett
1999	Frontier	Ind.	41-43	6th (10)	86,248	C. Walker/R. LeFlore
2000	Frontier	Ind.	38-46	t-7th (10)	70,205	R. LeFlore/S. Maddock
2001	Frontier	Ind.	28-53	11th (12)	65,627	Chad Epperson
2002	Frontier	Ind.	40-44	7th (12)	66,214	Dana Forsberg
2003	Frontier	Ind.	42-48	9th (12)	60,481	M. Moore/G. Beck
2004	Frontier	Ind.	37-57	10th (12)	67,397	S. Maddock/ J. Charboneau
2005	Frontier	Ind.	39-57	11th (12)	78,011	Brent Bowers
2006	Frontier	Ind.	41-54	8th (10)	70,907	Brent Bowers
2007	Frontier	Ind.	68-28	1st (12)	81,586	Andy Haines
2008	Frontier	Ind.	60-36	t-1st (12)	90,619	Brian Nelson/Kashirsky
2009	Frontier	Ind.	56-40	t-4th (12)	103,129	Tommy Thompson
2010	Frontier	Ind.	56-38	3rd (12)	92,240	Mike Kashirsky
2011	Frontier	Ind.	48-48	6th (12)	86,727	Mike Kashirsky
2012	Frontier	Ind.	54-42	t-5th (14)	86,178	Morgan Burkhart
2013	Frontier	Ind.	50-46	t-7th (14)	74,609	Ron Biga
2014	Frontier	Ind.	35-61	13th (14)	74,481	Ron Biga
2015	Frontier	Ind.	41-55	11th (14)	76,550	Ron Biga
2016	Frontier	Ind.	42-53	11th (12)	76,870	Ron Biga
2017	Frontier	Ind.	51-45	5th (12)	78,585	Ron Biga
2018	Frontier	Ind.	41-54	11th (12)	78,177	Ron Biga
2019	Frontier	Ind.	42-54	7th (10)	79,171	Brian Smith
2021	Frontier	Ind.	43-53	10th (14)	65,022	Brian Smith
2022	Frontier	Ind.	33-62	15th (16)	84,564	Brian Smith

Division Championships: 2007, 2008, 2010

WINDY CITY PLAYOFF HISTORY

Year	Round	Opponent	Result
1998	Championship	Tennessee	W, 2-0 (Best of 3)*
2007	Division Series	Rockford	W, 3-0 (Best of 5)
	Championship	Washington	W, 3-2 (Best of 5)
2008	Division Series	Southern Illinois	W, 3-1 (Best of 5)
	Championship	Kalamazoo	W, 3-0 (Best of 5)
2009	Division Series	River City	L, 0-3 (Best of 5)
2010	Division Series	Traverse City	L, 1-3 (Best of 5)

** - as Cook County Cheetahs (Heartland League)*

SINGLE-SEASON RECORDS - HITTING**Batting Avg. [min. 260 PA]**

1. C. Bonilla, 2005	.371
2. Omar Obregon, 2018	.3660
3. Kyle Robinson, 2014	.3657
4. Austin Gallagher, '15	.338
5. J.T. Restko, 2009	.334

On-Base Pct. [min. 260 PA]

1. Phil Hawke, 2008	.441
2. C. Bonilla, 2005	.438
3. Kyle Robinson, 2014	.4350
4. Austin Gallagher, '15	.4345
5. Wes Long, 2007	.428

Slugging Pct. [min. 260 PA]

1. Austin Gallagher, '15	.602
2. Chad Cregar, 2012	.599
3. Justin Schuda, '05	.597
4. Kyle Robinson, 2014	.596
5. Brian Baker, 2004	.588

Runs Scored

1. Gilberto Mejia, 2009	83
2. B. Anderson, 2011	77
3. Rob Marconi, 2007	75
4. Wes Long, 2007	74
5. Phil Hawke, 2008	69

Hits

t1. Gilberto Mejia, '09	122
Wes Long, 2008	
3. Wes Long, 2007	118
t4. Mike Torres, 2012	115
J.T. Restko, 2009	

Doubles

1. Wes Long, 2007	36
2. Kyle Robinson, 2014	30
3. Tyler Alamo, 2019	28
t4. Coco Johnson, '15	26
Mike Coles, 2008	

Triples

1. Gilberto Mejia, 2009	10
t2. Brynn Martinez, '21	7
Brynn Martines, '19	
Gilberto Mejia, '10	
A. Seratelli, 2006	

Home Runs

1. Chad Cregar, 2012	31
2. Justin Schuda, '05	26
3. Phil Hawke, 2008	22
4. Larry Balkwill, 2017	20
5. 3 tied	18

RBIs

1. Chad Cregar, 2012	93
2. Justin Schuda, '05	79
3. Phil Hawke, 2007	78
4. J.T. Restko, 2009	76
5. Mike Coles, 2008	75

Walks

1. Phil Hawke, 2008	81
2. Dan Robinson, 2021	60
3. Mike Torres, 2014	58
4. Mike Torres, 2015	56
5. Phil Hawke, 2007	55

Strikeouts

1. Corey Bass, 2016	99
t2. Keenyn Walker, '17	97
Justin Schuda, '05	
4. Chad Cregar, 2012	96
5. 2 tied	94

Stolen Bases

1. Coco Johnson, 2017	57
2. Doug Schutt, 2006	56
3. B. Anderson, 2011	53
t4. Keenyn Walker, '17	48
Coco Johnson, '16	

SINGLE-SEASON RECORDS - PITCHING**Appearances**

1. Greg Johnson, 2011	51
2. Daniel Kight, 2022	49
3. J. Snodgrass, 2014	48
4. Greg Johnson, 2010	47
t5. 3 tied	46

Starts

1. Dustin Williams, '11	23
t2. Matt Jernstad, '11	21
Dustin Pease, 2009	
Ross Stout, 2009	
t5. 8 tied	20

Wins

1. Ross Stout, 2009	13
t2. Dustin Pease, 2009	12
Eric Fussell, 2007	
t4. Mike Recchia, 2012	11
3 more tied	

Losses

t1. Austin Wright, 2015	11
Matt Wickswat, '13	
Matt Jernstad, 2011	
t4. Danny Jimenez, '15	10
3 more tied	

Saves

1. Brian Loconsole, '17	27
2. Matt Petty, 2007	26
3. Brian Beuning, '06	24
4. Michael Click, 2013	22
t5. 3 tied	15

Complete Games

t1. Mike Recchia, 2012	6
Matt Jernstad, 2011	
Ross Stout, 2008	
4. Ross Stout, 2009	5
t5. 3 tied	4

Shutouts

1. Mike Recchia, 2012	5
2. Travis Tingle, 2014	3
t3. Daniel Cropper, '13	2
Tyson Corley, 2012	
2 more tied	

Innings Pitched

1. Mike Recchia, 2012	150.1
2. Dustin Williams, '11	144.1
3. Ross Stout, 2009	143.2
4. Matt Jernstad, '11	140.2
5. Jake Fisher, 2017	138.0

Strikeouts

1. Mike Recchia, 2012	177
2. Dustin Williams, '11	157
3. Ross Stout, 2009	138
4. Ross Stout, 2008	122
5. Zac Westcott, 2018	121

Walks

1. Dustin Williams, '11	73
2. Aaron Bolton, 2004	64
3. Preston Simms, '06	61
4. Dustin Williams, '12	57
5. Mike Recchia, 2012	56

ERA [min. 48 IP]

1. Michael Click, 2013	0.90
2. Dylan Axelrod, 2009	2.21
3. Matt Jernstad, '09	2.31
4. Greg Johnson, 2010	2.32
5. Brian Beuning, '06	2.34

ERA [min. 96 IP]

1. Dustin Williams, '10	2.39
2. Shawn Phillips, '07	2.45
3. Mike Recchia, 2012	2.51
4. Tyson Corley, 2012	2.52
5. Ross Stout, 2008	2.57

CAREER RECORDS - HITTING**Games Played**

1. Mike Torres, 2010-15	565
2. Zach Aakhus, '09-'13	393
3. R. LaLonde, '15-'18	311
4. Blair Beck, 2016-19	295
5. Tim Zier, 2016-18	283

Batting Avg. (min. 500 PA)

1. K. Robinson, '13-'14	.357
2. C. Bonilla, '05-'06	.340
3. Wes Long, '07-'08	.332
4. J.T. Restko, '09-'10	.320
5. Mike Coles, '07-'08	.316

On-Base Pct. (min. 500 PA)

1. C. Bonilla, 2005-06	.422
2. Phil Hawke, '07-'08	.420
3. Wes Long, 2007-08	.415
4. K. Robinson, '13-'14	.414
5. J.T. Restko, '09-'10	.394

Slugging Pct. (min. 500 PA)

1. K. Robinson, 2013-14	.557
2. J.T. Restko, '09-'10	.520
3. Phil Hawke, '07-'08	.507
4. S. Bischofberger, '02-'03	.500
5. Chad Cregar, '11-'13	.493

Runs Scored

1. Mike Torres, 2010-15	338
2. Zach Aakhus, '09-'13	202
3. C. Johnson, 2015-17	159
4. Tim Zier, 2016-18	141
5. Wes Long, 2007-08	140

Hits

1. Mike Torres, 2010-15	611
2. Zach Aakhus, '09-'13	392
3. G. Mejia, 2007-10	368
4. Tim Zier, 2016-18	311
5. C. Johnson, 2015-17	310

Doubles

1. Zach Aakhus, '09-'13	75
2. Mike Torres, 2010-15	73
3. C. Johnson, 2015-17	58
4. R. LaLonde, '15-'18	57
5. G. Mejia, 2007-10	56

Triples

1. Gilberto Mejia, 07-10	24
2. B. Martinez, '19, '21-'22	18
3. B. Anderson, '10-'11	10
4. Mike Torres, '10-'15	9
5. C. Johnson, 2015-17	8

Home Runs

1. Chad Cregar, 2011-13	48
2. Larry Balkwill, '15-'18	38
3. Phil Hawke, '07-'08	32
4. J.T. Restko, '09-'10	28
5. S. Bischofberger, '02-'03	26

RBIs

1. Mike Torres, 2010-15	207
2. Zach Aakhus, '09-'13	191
3. G. Mejia, 2007-10	156
4. Phil Hawke, '07-'08	151
5. Mike Coles, 2007-08	144

Walks

1. Mike Torres, 2010-15	290
2. Zach Aakhus, '09-'13	177
3. G. Mejia, 2007-10	148
4. Phil Hawke, '07-'08	136
5. Larry Balkwill, '15-'18	123

Stolen Bases

1. Mike Torres, 2010-15	153
2. G. Mejia, 2007-10	139
3. C. Johnson, 2015-17	135
4. B. Martinez, '19, '21-'22	114
5. Doug Schutt, '05-'06	82

CAREER RECORDS - PITCHING**Appearances**

1. Greg Johnson, '10-'11	98
2. Michael Click, '12-'13	91
3. J. Fisher, '14-'17, '21	89
4. B. Loconsole, '16-'17	80
t5. 2 tied	79

Starts

1. J. Fisher, '14-'17, '21	85
2. D. Williams, 2010-12	56
3. K. Mathews, '19, '21-pres	55
4. Travis Tingle, '13-'15	54
5. T. Thornton, '19, '21-'22	41

Wins

1. J. Fisher, '14-'17, '21	31
2. D. Williams, 2010-12	29
3. Ross Stout, '08-'09	24
t4. Travis Tingle, '13-'15	20
M. Jernstad, '08-'12	

Losses

1. J. Fisher, '14-'17, '21	34
2. K. Mathews, '19, '21-pres	21
3. Travis Tingle, '13-'15	19
4. T. Pulizzano, '98-'00	18
5. M. Jernstad, '08-'12	17

Saves

1. Matt Petty, 2007-08	41
2. B. Loconsole, 16-'17	36
3. Nick Hall, 2009-10	26
4. Michael Click, '12-'13	25
5. Brian Beuning, '06	24

Complete Games

t1. Ross Stout, '08-'09	11
T. Pulizzano, '98-'00	
t3. J. Fisher, '14-'17, '21	8
M. Jernstad, '08-'12	
J. Clelland, '02-'03	

Shutouts

1. Mike Recchia, '12-'13	5
t2. J. Fisher, '14-'17, '21	3
Travis Tingle, '13-'15	
D. Williams, '10-'12	
J. Clelland, '02-'03	

Innings Pitched

1. J. Fisher, '14-'17, '21	528.1
2. D. Williams, '10-'12	360.2
3. T. Tingle, 2013-15	322.0
4. T. Pulizzano, '98-'00	316.0
5. K. Mathews, '19, '21-p	301.1

Strikeouts

1. J. Fisher, '14-'17, '21	459
2. D. Williams, 2010-12	348
3. K. Mathews, '19, '21-pres	270
4. M. Jernstad, '08-'12	266
5. Ross Stout, '08-'09	259

Walks

1. D. Williams, 2010-12	177
2. J. Fisher, '14-'17, '21	131
3. C. Chapman, '16-'17	97
4. M. Jernstad, '08-'12	87
5. T. Thornton, '19, '21-'22	86

ERA (min. 96 IP)

1. Tom Becker, '98-'99	2.30
2. J. Snodgrass, '13-'14	2.40
3. S. Phillips, 2006-07	2.45
4. G. Johnson, 2010-11	2.46
5. Tyson Corley, 2012	2.52

2021 STANDINGS

ATLANTIC DIVISION	W	L	PCT	GB	Attendance	Manager
Équipe Québec	52	44	.542	-	43,819*	Patrick Scalabrini
Tri-City ValleyCats	50	46	.521	2.0	100,519	Pete Incaviglia
New York Boulders	43	52	.453	8.5	99,693	T.J. Stanton

NORTHEAST DIVISION	W	L	PCT	GB	Attendance	Manager
Washington Wild Things	56	40	.583	-	82,420	Tom Vaeth
Sussex County Miners	49	46	.516	6.5	79,762	Bobby Jones
New Jersey Jackals	39	56	.411	16.5	43,722	Brooks Carey

CENTRAL DIVISION	W	L	PCT	GB	Attendance	Manager
Schaumburg Boomers	51	45	.531	-	157,112	Jamie Bennett
Windy City ThunderBolts	43	53	.448	8	65,022	Brian Smith
Lake Erie Crushers	41	55	.427	10	70,062	Dan Rohn
Joliet Slammers	39	56	.411	11.5	86,067	Aaron Nieckula

WEST DIVISION	W	L	PCT	GB	Attendance	Manager
Florence Y'alls	57	38	.600	-	83,217	Brian White
Evansville Otters	57	39	.594	0.5	76,482	Andy McCauley
Southern Illinois Miners	54	42	.563	3.5	66,099	Mike Pinto
Gateway Grizzlies	38	57	.400	19.0	62,416	Cam Roth

* - played only 20 games as the "home" team due to COVID-19 restrictions at the Canadian border

2021 FRONTIER LEAGUE PLAYOFFS**Division Series (best of 5)**

Washington def. Équipe Québec (3 games to 2)

Schaumburg def. Florence (3 games to 1)

Championship Series (best of 5)

Schaumburg def. Washington (3 games to 2)

2022 FRONTIER LEAGUE CHAMPIONS - Schaumburg Boomers (4th FL title)

2021 POSTSEASON ALL-STARS/AWARDS**CAN-AM CONFERENCE (Atlantic & Northeast)**

C: Jeffrey Parra, Équipe Québec

1B: Brad Zunica, Tri-City ValleyCats

2B: David Glaude, Équipe Québec

3B: Juan Silverio, Tri-City ValleyCats

SS: Cito Culver, Sussex County Miners

OF: L.P. Pelletier, Équipe Québec

OF: Martin Figueroa, Sussex County Miners

OF: Chuck Taylor, Sussex County Miners

DH: Denis Phipps, Tri-City ValleyCats

SP: Ryan Hennen, Washington Wild Things

RP: Trey Cochran-Gill, Tri-City ValleyCats

MIDWESTERN CONFERENCE (Central & West)

C: Trevor Craport, Florence Y'alls

1B: Riley Krane, Evansville Otters

2B: J.R. Davis, Evansville Otters

3B: Brylie Ware, Joliet Slammers

SS: Luis Pintor, Florence Y'alls

OF: Chad Sedio, Florence Y'alls

OF: Chase Dawson, Schaumburg Boomers

OF: Nolan Earley, Southern Illinois Miners

DH: Quincy Nieporte, Schaumburg Boomers

SP: Zac Westcott, Southern Illinois Miners

RP: Logan Sawyer, Evansville Otters

Most-Valuable Player (Morgan Burkhardt Award): Quincy Nieporte, Schaumburg

Pitcher of the Year (Brian Tollberg Award): Ryan Hennen, Washington

Rookie of the Year (Jason Simontacchi Award): Ryan Hennen, Washington

Manager of the Year (Roger Hanners Award): Andy McCauley, Evansville

Citizen of the Year (Fran Riordan Award): Nick Ward, Washington

2021 RECAP

The planned debut of the newly expanded Frontier League had to wait a year after the impacts of the COVID-19 resulted in the suspension of the 2020 season. The Frontier League grew by two additional clubs at the end of 2020, adding the Ottawa Titans as an expansion team plus the Tri-City ValleyCats from the former New York-Penn League. The Titans return professional baseball to Canada's capital city and will call Raymond Chabot Grant-Thornton Park, former home of the Triple-A Ottawa Lynx, to the Frontier League. Tri-City brings a tremendously successful operation to the Frontier League, serving the fans of the Capital District of New York. The closure of the Canada-United States border resulted in pushing the Ottawa Titans' first game to the 2022 season. Ottawa, Québec, and Trois-Rivières were replaced in the 2021 season by Équipe Québec—a team that used the Canadian players from the Capitales, Aigles, and Titans to craft the base of their roster. They spent the first half of the season on the road and returned to Québec July 30 to face the Sussex County Miners. Their home games were split between Stade Canac in Québec City and Stade Quillorama in Trois-Rivières.

The 2021 season was the first for the Frontier League as a Partner League of Major League Baseball and featured the debut of FrontierLeagueTV.com, a live-streaming service powered by Vimeo that allowed fans to watch every Frontier League game live and follow their teams both at home and on the road. The season also saw the debut of the new home run derby tiebreaker rule, which determined the outcome of games if still tied after an extra inning of play. In total, there were 27 home run derbies that took place.

Several milestones were reached during the 2021 season. The Windy City ThunderBolts broke a league stolen base record as a team, stealing 204 bases in the season, and the Evansville Otters broke the league record for strikeouts (pitching), recording 843 as a team. Trey Hair of the Sussex County Miners tied the Frontier League single-game record with three home runs on June 1 against New Jersey. Matt McGarry hit for the cycle for the Schaumburg Boomers on June 18 against Southern Illinois. There were three no-hitters—one by Michael Austin of the Southern Illinois Miners, and two combined no-hitters by the Tri-City ValleyCats and the Joliet Slammers. Zach Strecker of the Washington Wild Things became the all-time Frontier League saves leader, surpassing Eric Massingham's previous record of 70 career saves and finishing the season with 74 career saves. Also notable, Evansville Otters manager and Frontier League Manager of the Year Andy McCauley picked up his 1000th professional managerial victory with an Otters win over Gateway.

Led by Frontier League MVP Quincy Nieporte, the Schaumburg Boomers were the first team to clinch a playoff spot, winning the Central Division title with nearly a week to go in the season. They spent much of the regular season at the top of the Central Division but stayed there for good after a series win over Lake Erie in mid-July. The Washington Wild Things followed by taking the Northeast Division after a four-game sweep over the Sussex County Miners. Washington started the season struggling, with a record of just 13-20 after July 4. From there, they won six straight and went on to go 43-20 over the final two and a half months of the season to claim the Northeast Division title. The other two division races came down to the final weekend of the season. The Florence Y'alls—with a league-leading 57-38 record—clinched the loaded West Division by half a game over Evansville. Florence began the year winning their first seven games and spent much of the year neck-and-neck with the Otters for the top spot in the West. These two teams finished with the two best records in the Frontier League in 2021. Meanwhile, Équipe Québec won the Atlantic Division title on the final day, finishing just two games ahead of the Tri-City ValleyCats. Québec used a season-high eleven-game winning streak in August—which included a three-game sweep of the ValleyCats—to vault themselves into first place.

In the playoffs, Schaumburg faced off against Florence and Washington battled Québec in the Divisional Round. The Boomers rolled over the Y'alls, winning in four games and outscoring them 27-12. Meanwhile, the Wild Things were down 2-1 in their series before winning games four and five in Québec and advancing to play Schaumburg in the Championship Series. In the FLCS, the Boomers and Wild Things split the first two games in Schaumburg, with Schaumburg taking the first 4-0 and Washington taking game two 6-5 after an Andrew Czech two-run homer in the ninth inning. The series then shifted to Washington, where the Wild Things took game three after a walk-off single by Grant Heyman in the tenth inning. Facing elimination, the Boomers won game four 3-1 and forced a winner-take-all game five. In that game five, Schaumburg took an early lead with three runs in the first inning and never looked back, winning 10-4 to claim their fourth Frontier League title since joining the league in 2012—the most in league history. Kyle Arjona was named series MVP, winning games one and five while allowing just three earned runs and striking out eleven over 16.2 innings.

48 players were signed to MLB organizations in 2021, the second highest total in league history behind the 2015 season. There were also a few former Frontier League players that made it to the MLB level. Most notably, Jake Cousins (Milwaukee Brewers), Mickey Jannis (Baltimore Orioles), Tommy Nance (Chicago Cubs), and Brandyn Sittinger (Arizona Diamondbacks) all made their MLB debuts in the 2021 season. Cousins helped the Brewers win the National League Central Division with a 2.70 ERA in 30 relief appearances. Andrew Bellatti also returned to MLB for the first time since 2015 after a brief stint in spring training with the Tri-City ValleyCats led him to the Miami Marlins—the shortest time for a player to be signed out of the Frontier League.

2019 STANDINGS

EAST DIVISION	W	L	PCT	GB	Attendance	Manager
Lake Erie Crushers	54	42	.563	-	100,915	Cam Roth
Schaumburg Boomers	47	49	.490	7.0	156,383	Jamie Bennett
Windy City ThunderBolts	42	54	.438	12.0	79,171	Brian Smith
Joliet Slammers	40	56	.417	14.0	127,730	Jeff Isom
Washington Wild Things	37	59	.385	17.0	90,638	Gregg Langbehn

WEST DIVISION	W	L	PCT	GB	Attendance	Manager
Evansville Otters	57	39	.594	-	100,051	Andy McCauley
Florence Freedom	57	39	.594	-	99,038	Dennis Pelfrey
River City Rascals	54	42	.563	3.0	66,832	Steve Brook
Southern Illinois Miners	53	43	.552	4.0	101,441	Mike Pinto
Gateway Grizzlies	39	57	.406	18.0	112,252	Phil Warren

2019 FRONTIER LEAGUE PLAYOFFS**Division Series (best of 5)**

Florence def. Lake Erie (3 games to 0)

River City def. Evansville (3 games to 0)

Championship Series (best of 5)

River City def. Florence (3 games to 2)

2019 FRONTIER LEAGUE CHAMPIONS - River City Rascals (2nd FL title)**2019 POSTSEASON ALL-STARS/AWARDS**

C: Nick Oddo	Schaumburg Boomers
1B: Quincy Nieporte	Schaumburg Boomers
2B: Aaron Hill	Lake Erie Crushers
3B: Ryan Long	Evansville Otters
SS: Emmanuel Marrero	Lake Erie Crushers
OF: Kyle Davis	Southern Illinois Miners
OF: Hector Roa	Washington Wild Things
OF: Ricky Ramirez, Jr.	Florence Freedom
DH: Nolan Meadows	River City Rascals
SP: Chase Cunningham	Southern Illinois Miners
RP: Geoff Bramblett	Gateway Grizzlies

- Most-Valuable Player (Morgan Burkhart Award):** Ryan Long, Evansville
Pitcher of the Year (Brian Tollberg Award): Chase Cunningham, Southern Illinois
Rookie of the Year (Jason Simontacchi Award): Taylor Wright, Evansville
Manager of the Year (Roger Hanners Award): Cam Roth, Lake Erie
Citizen of the Year (Fran Riordan Award): Tyler Beardsley, Evansville

2019 RECAP

The 2019 season began with another MLB debut, as former Rockford Aviator and Frontier Greys hurler Nick Anderson retired the only batter he faced in the Miami Marlins' opening game. Anderson became the 22nd player who began his career in the Frontier League to advance to the Majors. Nick was traded to Tampa Bay along with former Gateway Grizzlie Trevor Richards at the MLB trade deadline on July 31 and both helped lead the Rays to a Wild Card berth. Nick was named the relief pitcher on Baseball America's All-Rookie Team following the season. On the same date as the Anderson/Richards trade the Seattle Mariners promoted former Washington Wild Things' to their MLB roster. Grotz saw action in 14 games for the Mariners, recording a 1-0 record and 4.15 ERA while striking out 18 batters in 17.1 innings.

Inside the Frontier League in 2019, Most Valuable Player Ryan Long led the Evansville Otters to their first division title in 20 years. The Otters used a 17-5 stretch in August to catch Florence and claimed first place due to their 7-5 head-to-head record over the Freedom. Florence used a stretch of 13 wins in 14 games during late June to earn their second playoff spot in the past three seasons.

The Lake Erie Crushers won their first division title in six seasons, while the River City Rascals claimed the final playoff spot. 2019 marked the eighth time in eleven seasons that the Rascals' advanced to the playoffs.

Sweeps in the Division Series put Florence and River City in the Championship Series. River City took a 2-1 series lead when Tanner Murphy and Nick Anderson hit back-to-back solo home runs in the bottom of the 9th to tie then win the game. A Florence victory in game 4 shifted the action back to UC Health Stadium, making the third time in the past four years that the Championship Series went the maximum five games. The Rascals scored six times in the top of the 7th inning to take the lead and hold on for the title, giving manager Steve Brook a title in his final season as River City manager to go along with the one from his inaugural season in 2010.

Schaumburg first baseman Quincy Nieporte posted the top single-game performance of 2019 on August 12 at Gateway. Nieporte came to the plate in each of the first three innings, producing a three-run home run in the first, a bases-clearing double in the second, and a grand slam in the third. The ten RBIs set a new league single-game record.

24 players were sold to MLB organizations during the regular season, led by Evansville's five, and four each from Florence and River City. Another nine players had their contracts purchased following the season.

The media highlight came when Florence's "Dad Bod" replica jerseys worn on Father's Day were subsequently featured on MLB Network.

The biggest event of 2019 came when the Frontier League traveled to Rockland County, New York, to face the Can-Am League in the All-Star Game. Game MVP J.J. Fernandez and his Washington teammate Hector Roa combined to go five-for-eight with a double, home run, four runs scored, and four RBI while ten pitchers combined to strike out 13 Can-Am batters while walking only two and surrendering only six hits in the 7-0 victory.

The All-Star festivities were just a precursor to the biggest announcement in the Frontier League's 27-year history. A press conference on October 17 streamed on-line and viewed by over 500 media outlets announced that the New Jersey Jackals, Québec Capitales, Rockland Boulders, Sussex County Miners, and Trois-Rivières Aigles from the Can-Am League would be merging into the Frontier League. The additional clubs make the Frontier League the largest independent league while stretching the borders from the Mississippi River to the Atlantic Ocean and from the Ohio River to the Saint Lawrence Seaway.

Changes continued to occur leading up the 2020 season. Rebranding efforts led to the newly named Florence Y'all's and New York Boulders. Playoff managers Dennis Pelfrey (San Francisco Giants) and Cam Roth (Detroit Tigers) were hired to manage affiliated teams. Former Windy City pitcher Dylan Axelrod was named assistant pitching coordinator for the Los Angeles Angels while his former ThunderBolt teammates Donnie Ecker was named hitting coach for San Francisco, and Ricky Meinhold was promoted to pitching coordinator for the New York Mets. Former Chillicothe and Lake Erie infielder Drew Saylor was hired as hitting coordinator for the Kansas City Royals and former Kalamazoo infielder and manager Chris Newell was hired to manage in the New York Mets' system.

2018 STANDINGS

EAST DIVISION	W	L	PCT	GB	Attendance	Manager
Washington Wild Things	54	42	.563	-	87,534	Gregg Langbehn
Joliet Slammers	54	42	.563	-	88,198	Jeff Isom
Lake Erie Crushers	50	46	.521	4.0	101,229	Cam Roth
Schaumburg Boomers	45	51	.469	9.0	149,255	Jamie Bennett
Traverse City Beach Bums	44	51	.463	9.5	88,176	Dan Rohn
Windy City ThunderBolts	41	54	.432	12.5	78,177	Ron Biga

WEST DIVISION	W	L	PCT	GB	Attendance	Manager
River City Rascals	52	44	.542	-	85,036	Steve Brook
Evansville Otters	51	45	.532	-	94,498	Andy McCauley
Florence Freedom	49	47	.510	3.0	105,805	Dennis Pelfrey
Southern Illinois Miners	48	47	.505	3.5	109,691	Mike Pinto
Normal CornBelters	48	47	.505	3.5	81,716	Billy Horn
Gateway Grizzlies	38	58	.396	14.0	125,536	Phil Warren

2018 FRONTIER LEAGUE PLAYOFFS**Division Series (best of 5)**

Washington def. Evansville (3 games to 0)

Joliet def. River City (3 games to 2)

Championship Series (best of 5)

Joliet def. Washington (3 games to 2)

2018 FRONTIER LEAGUE CHAMPIONS - Joliet Slammers (2nd FL title)**2018 POSTSEASON ALL-STARS/AWARDS**

C: Skyler Ewing	Florence Freedom
1B: Chris Iriart	Normal CornBelters
2B: Jack Parenty	Schaumburg Boomers
3B: Ryan Long	Evansville Otters
SS: Santiago Chirino	Normal CornBelters
OF: Andrew Godbold	Normal CornBelters
OF: James Harris	Washington Wild Things
OF: Derrick Loveless	Normal CornBelters
DH: Paul Kronenfeld	River City Rascals
SP: Thomas Dorminy	Washington Wild Things
RP: Cody Mincey	River City Rascals

Most-Valuable Player (Morgan Burkhart Award): James Harris, Washington**Pitcher of the Year (Brian Tollberg Award):** Thomas Dorminy, Washington**Rookie of the Year (Jason Simontacchi Award):** Aaron Hill, Lake Erie**Manager of the Year (Roger Hanners Award):** Jeff Isom, Joliet**Citizen of the Year (Fran Riordan Award):** Ben Moore, Southern Illinois

2018 RECAP

The 2018 season featured a new all-time hit leader, two more Major League debuts, a record number of alumni in the Majors, and the closest championship series since the best-of-five format was introduced for the 2000 season. Normal's Santiago Chirino lined a single to left-center in his first at-bat at Gateway on June 24 to tie former Washington Wild Thing Chris Sidick. After walking in his next two at bats, Chirino drove a single to right field in the sixth inning to earn the record. Chirino led the league with a .367 average and finished his six-season Frontier League career with 726 hits. Other individual milestones included Washington's James Harris hitting for the cycle on May 17; Windy City's Tyler Straub tying the single-game hit record with six on July 6; Evansville's Ty Hensley and Matt Chavarria combining for a no-hitter on August 11; and Lake Erie's Alex Romero setting a record with 38.1 scoreless innings (from August 1 to August 31).

The publicity highlight from 2018 occurred on June 21, when former Indianapolis Colts' Pro Bowl punter Pat McAfee started in right field for the Washington Wild Things. McAfee, a native of nearby Plum High School and West Virginia University, brought the national audience from his Barstool Sports show to Wild Things Park. The game, which was billed as "Dingers Only Night", was used to benefit the "It's About the Warrior Foundation." The It's About the Warrior Foundation is a post-9/11 veteran's organization that assists and empowers all tri-state area post-9/11 veterans and their families with its various programs.

August began with no team no more than three games out of a playoff spot, and the tight races continued to the final weekend. Washington used a 21-9 streak starting on July 27 to finish with the same record as Joliet, where the Wild Things' 7-5 head-to-head mark gave them their first division title since 2007. River City won 11 of their final 14 contests to hold off Evansville for the West title. After Washington swept Evansville and Joliet knock off the Rascals in five games in the divisional series, the Slammers took a decisive game 5 of the Championship Series giving manager Jeff Isom his first professional title in his 19-year managerial career. The five games were decided by a total of eight runs, with no game featuring more than a 2-run differential.

Former Windy City ThunderBolt Ryan Bollinger became the 35th former Frontier League player to get the call to MLB when the New York Yankees promoted him on May 23. Along with Bollinger, Robert Stock, the top pick in the 2015 Frontier League draft by the Normal CornBelts, made his MLB debut, appearing in 32 games for San Diego and posting a 2.50 ERA. A total of ten former Frontier League players saw MLB time in 2018, the most in any single season.

During the off-season several former Frontier League players and coaches were promoted in their MLB organizations. Andy Haines, who started his professional career as hitting coach for Dubois County in 2002 and later managed the 2007 Windy City ThunderBolts to their first championship, was hired as hitting coach by the Milwaukee Brewers. Joining Andy on the Brewers' MLB staff is pitching coach Chris Hook, who served in the same role for the Florence Freedom for their first five seasons. Guillermo Martinez from the 2009-10 Windy City ThunderBolts was promoted to hitting coach by the Toronto Blue Jays and Jeff Albert was named hitting coach for the St. Louis Cardinals. Former ThunderBolts and Gateway Grizzlies third baseman Donnie Ecker was named assistant MLB hitting coach for Cincinnati as well.

2017 STANDINGS

EAST DIVISION	W	L	PCT	GB	Attendance	Manager
Schaumburg Boomers	66	30	.688	-	160,644	Jamie Bennett
Washington Wild Things	53	43	.552	13.0	77,233	Gregg Langbehn
Windy City ThunderBolts	51	45	.531	15.0	78,585	Ron Biga
Lake Erie Crushers	45	51	.469	21.0	94,035	Cam Roth
Joliet Slammers	42	54	.438	24.0	100,160	Jeff Isom
Traverse City Beach Bums	37	59	.385	29.0	119,544	Dan Rohn

WEST DIVISION	W	L	PCT	GB	Attendance	Manager
Florence Freedom	61	35	.635	-	87,545	Dennis Pelfrey
Evansville Otters	52	44	.545	9.0	100,337	Andy McCauley
River City Rascals	50	46	.521	11.0	94,958	Steve Brook
Normal CornBelters	48	48	.500	13.0	75,804	Brooks Carey
Southern Illinois Miners	39	57	.406	22.0	151,521	Mike Pinto
Gateway Grizzlies	32	64	.333	29.0	148,176	Phil Warren

2017 FRONTIER LEAGUE PLAYOFFS**Division Series (best of 5)**

Schaumburg def. Evansville (3 games to 1)

Florence def. Washington (3 games to 1)

Championship Series (best of 5)

Schaumburg def. Florence (3 games to 1)

2017 FRONTIER LEAGUE CHAMPIONS - Schaumburg Boomers (3rd FL title)**2017 POSTSEASON ALL-STARS/AWARDS**

C: Dane Phillips	Evansville Otters
1B: Kane Sweeney	Washington Wild Things
2B: Josh Allen	Evansville Otters
3B: Jose Brizuela	Florence Freedom
SS: Santiago Chirino	Normal CornBelters
OF: Jeff Gardner	Evansville Otters
OF: David Harris	Schaumburg Boomers
OF: Coco Johnson	Windy City ThunderBolts
DH: Blake Brown	Gateway Grizzlies
SP: Max Duval	Evansville Otters
RP: Brian Loconsole	Windy City ThunderBolts

Most-Valuable Player (Morgan Burkhart Award): David Harris, Schaumburg**Pitcher of the Year (Brian Tollberg Award):** Max Duval, Evansville**Rookie of the Year (Jason Simontacchi Award):** Kyano Cummings, Evansville**Manager of the Year (Roger Hanners Award):** Jamie Bennett, Schaumburg**Citizen of the Year (Fran Riordan Award):** Rashad Brown, Washington

2017 RECAP

The 2017 Frontier League season began with early excitement as Evansville's Shane Weedman tossed only the second no-hitter in the Otters' 22-season history on May 13, striking out 11 Southern Illinois Miners in the process. The Florence Freedom won their first eight games of the season to jump to the top of the West Division, a spot that they held for the bulk of the season in winning their first division title. The Schaumburg Boomers also started the season hot, winning 24 of their first 32 games. The Boomers rebounded from a league-worst 41-55 record in 2016 to a 66-30 mark, the third most wins in Frontier League history.

While the two division winners were set with more than a week remaining in the regular season, five clubs entered the final series of the year within reach of a wild card spot. Washington won seven of their final eight games to claim only the Wild Things' second playoff berth in the past ten seasons, while the defending champion Evansville Otters used an 8-2 streak at the end of August to get the second wild card. Schaumburg and Florence both won 3-1 first round series to create a Championship Series featuring the two All-Star Game managers.

Schaumburg's Jamie Bennett and Florence's Dennis Pelfrey were teammates in the Frontier League from 2002-04, making 2017 the first time that former teammates managed against each other in either the All-Star Game or the Championship Series. Jamie (pitcher) and Dennis (catcher) both made the 2003 All-Star Game while with the Kenosha Mammoths. Schaumburg prevailed in the finals to give the Boomers their third title in the past five seasons.

Key individual achievements included Traverse City's Will Kengor tying the record with three home runs on July 9 while both David Harris of Schaumburg (June 22) and L.J. Kalawaia from Lake Erie (July 22) hit for the cycle. On the pitching side, River City's Nick Kennedy became the career leader for games pitched with 255 outings over his six seasons with the Rascals. Southern Illinois set a new record for runs scored in an inning with 15 in the 4th at Normal on June 4, a mark that Evansville tied on July 25 against Traverse City (also the 4th inning). Harris had a quality all-around season by hitting .344 with 13 home runs, 65 RBI, and 13 stolen bases to become the first Boomer named Most Valuable Player. Evansville's Max Duval won Pitcher of the Year after leading the league in ERA by a quarter of a run, and had the most strikeout when the Miami Marlins purchased his contract. Kyano Cummings, also of Evansville, became the second player in three years out of the California Winter League to claim Rookie of the Year honors, while Washington's all-star outfielder Rashad Brown earned the Citizenship Award.

The Cincinnati Reds promoted Ariel Hernandez of the 2015 Frontier Greys on April 23, making the first from the Greys teams and the 32nd overall to advance. Hernandez made his MLB debut the following night, retiring all eight batters that he faced, including five by strikeout. Hernandez was one of nine former Frontier League players to appear in Major League games in 2017, including former Florence Freedom hurler Aaron Wilkerson, whose debut with the Milwaukee Brewers included holding the St. Louis Cardinals to only two hits and one run in seven innings. The path to MLB continued at the beginning of the 2018 season, as Trevor Richards, who made his professional debut with Gateway in 2015, continued the work that had him named Minor League Pitcher of the Year for the Miami Marlins by making their starting rotation.

Several former Frontier League personnel received significant achievements in MLB as well. Robert Ford, the Broadcaster of the Year in 2003 and 2004 with the Kalamazoo Kings, was able to call the final out of the 2017 World Series as the Houston Astros' radio play-by-play man. Former Dubois County hitting coach and Windy City manager Andy Haines was promoted to the Chicago Cubs' Major League staff for 2018 as their assistant hitting coach. Jeff Albert from the 2002 Washington Wild Things was named to the same role for the Houston Astros. Fran Riordan, a former All-Star player and the Frontier League's winningest manager, was promoted to manage Oakland's Triple-A club, the Nashville Sounds. Former Schaumburg Boomer and two-time Frontier League champion Frank Pfister was named Mental Skills Coach for the Cincinnati Reds. Two former FL pitching coaches, Mark Dewey (Washington) and Chris Hook (Florence) were named co-pitching coordinators for the Milwaukee Brewers, while former Evansville pitcher and long-time Frontier League pitching coach Brendan Sagarra was hired as the Chicago Cubs' pitching coordinator. Jason Simontacchi, the 1998 Pitcher of the Year while with the Springfield Capitals, was hired for the same role with Kansas City, while his former Springfield teammate Steve Barningham was promoted to Global Cross-checker by the New York Mets.

2016 STANDINGS

EAST DIVISION	W	L	PCT	GB	Attendance	Manager
Joliet Slammers	51	45	.531	-	90,458	Jeff Isom
Lake Erie Crushers	48	48	.500	3.0	81,835	C. Mongiardo/C. Roth
Washington Wild Things	46	49	.484	4.5	80,503	Gregg Langbehn
Traverse City Beach Bums	42	52	.447	8.0	121,500	Dan Rohn
Windy City ThunderBolts	42	53	.442	8.5	76,870	Ron Biga
Schaumburg Boomers	41	55	.427	10.0	172,996	Jamie Bennett

WEST DIVISION	W	L	PCT	GB	Attendance	Manager
Southern Illinois Miners	63	33	.656	-	153,940	Mike Pinto
Evansville Otters	55	40	.579	7.5	82,412	Andy McCauley
River City Rascals	49	47	.510	14.0	82,061	Steve Brook
Florence Freedom	46	49	.484	16.5	88,438	Dennis Pelfrey
Normal CornBelters	45	50	.474	17.5	91,193	Brooks Carey
Gateway Grizzlies	44	51	.463	18.5	163,679	Phil Warren

2016 FRONTIER LEAGUE PLAYOFFS**Division Series (best of 5)**

Evansville def. Joliet (3 games to 1)

River City def. Southern Illinois (3 games to 1)

Championship Series (best of 5)

Evansville def. River City (3 games to 2)

2016 FRONTIER LEAGUE CHAMPIONS - Evansville Otters (2nd FL title)**2016 POSTSEASON ALL-STARS/AWARDS**

C: Mike Jurgella	River City Rascals
1B: Aaron Dudley	Normal CornBelters
2B: Josh Allen	Evansville Otters
3B: Steve Marino	Southern Illinois Miners
SS: Santiago Chirino	Normal CornBelters
OF: Andrew Godbold	Florence Freedom
OF: Shane Kennedy	Southern Illinois Miners
OF: Nolan Meadows	River City Rascals
DH: Craig Massey	Southern Illinois Miners
SP: Trevor Foss	Washington Wild Things
RP: Randy McCurry	Evansville Otters

Most-Valuable Player (Morgan Burkhart Award): Josh Allen, Evansville**Pitcher of the Year (Brian Tollberg Award):** Liam O'Sullivan, Joliet**Rookie of the Year (Jason Simontacchi Award):** Shane Kennedy, Southern Illinois**Manager of the Year (Roger Hanners Award):** Jeff Isom, Joliet**Citizen of the Year (Fran Riordan Award):** Nick Kennedy, River City

2016 RECAP

The 2016 season was the tightest since the Frontier League schedule expanded to 96 games, as with three weeks left in the regular season, all 12 clubs were within 2.5 games of a playoff berth. Southern Illinois used a 20-3 run from June 4-July 1 to vault to the top of the West Division, where they remained for the rest of the season to claim their third consecutive division title. The Miners also became the first club in Frontier League history to win 60+ games in three consecutive seasons.

In the East, Joliet used a streak of 12 wins in 15 games in early June and spent the bulk of the season in first place to qualify for the playoffs for the first time since 2011. Evansville won 10 of their final 14 games to claim the top Wild Card spot, while River City's victory on the final day of the regular season edged them past Lake Erie for the remaining position.

The Rascals advanced to their sixth championship series in the past eight seasons to face the Otters, who advanced for the first time since their 2006 Championship. The series went the maximum five games for the first time since the 2009 season, with the Otters pulling out a 1-0 victory in front of the home Bosse Field crowd in what was described as the tightest deciding game in Frontier League history.

On-field excitement began early as Kramer Champlin celebrated receiving his 2015 Championship ring at Traverse City's home opener by tossing the first no-hitter in Beach Bums history. Gateway's Brandon Thomas hit a grand slam on August 21 against Joliet with the ball leaving the stadium and crashing through the front windshield of Thomas's own pickup. Video of the shot and resulting damage received national publicity, and Thomas was interviewed live on ESPN from GCS Ballpark the following evening.

Evansville's long-time Flag Chairman Marvin Gray, a fixture at Bosse Field and sporting events throughout Indiana for over 60 years, passed away on July 27.

Four more players made their Major League debuts in 2017, starting with Josh Smoker, the 2nd overall pick in the 2014 Frontier League draft, who was called up to be the 26th player for the New York Mets' double-header on July 26. Smoker did not appear that day but was recalled on August 19 and saw action in 20 games with a 3-0 record. Former London Ripper and Florence Freedom outfielder Stephen Cardullo was promoted by the Colorado Rockies on August 26, and celebrated his 29th birthday five days later by hitting home runs in both games of a double-header, including a grand slam.

Jose Martinez from the 2014 Rockford Aviators also got the call from St. Louis on September 6, and hit .438 over 12 games for the Cardinals. Chris Smith, who came out of the 2010 Frontier League draft and saw action with the Lake Erie Crushers, Traverse City Beach Bums, and Washington Wild Things, was promoted by the Toronto Blue Jays as bullpen support for the last week of the regular season. Off the field, Jason Benetti, who began his broadcasting career as the voice of the Windy City ThunderBolts in 2006, became the first former Frontier League broadcaster to be named the television voice of a Major League team when he was hired by the Chicago White Sox for the 2016 season.

The Florence Freedom hosted the All-Star Game for the second time in their history, with the host West Division posting a 11-4 victory aided by game MVP Nik Balog's 3-run home run. The All-Star events also saw the induction of Richard Austin, Willie Edwards, Charlie Lisk, Joey Metropoulos, and Matt Schweitzer, along with recognition of long-time umpire Max McLeary as a Special Contributor, and the acknowledgement of Brian Tollberg becoming the first former Frontier League player to advance to the Major Leagues as the Significant Moment.

2015 STANDINGS

EAST DIVISION	W	L	PCT	GB	Attendance	Manager
Southern Illinois Miners	63	33	.656	-	151,503	Mike Pinto
Traverse City Beach Bums	56	38	.596	6.0	132,404	Dan Rohn
Florence Freedom	49	47	.510	14.0	104,578	Dennis Pelfrey
Evansville Otters	48	48	.500	15.0	114,787	Andy McCauley
Washington Wild Things	42	54	.438	21.0	83,087	Bob Bozzuto
Frontier Greys	40	56	.417	23.0	Travel Team	Vinny Ganz
Lake Erie Crushers	38	57	.400	24.5	86,155	Chris Mongiardo

WEST DIVISION	W	L	PCT	GB	Attendance	Manager
Normal CornBelters	61	35	.635	-	102,290	Brooks Carey
River City Rascals	56	40	.583	5.0	91,354	Steve Brook
Rockford Aviators	49	47	.510	12.0	44,674	James Frisbie
Gateway Grizzlies	45	50	.474	15.5	149,319	Phil Warren
Joliet Slammers	42	54	.438	19.0	95,673	Jeff Isom
Windy City ThunderBolts	41	55	.427	20.0	76,550	Ron Biga
Schaumburg Boomers	40	56	.417	21.0	162,210	Jamie Bennett

2015 FRONTIER LEAGUE PLAYOFFS**Wild Card Games (Winner-Take-All)**

Traverse City def. Rockford

River City def. Florence

Division Series (best of 3)

Traverse City def. Normal (2 games to 0)

River City def. Southern Illinois (2 games to 1)

Championship Series (best of 5)

Traverse City def. River City (3 games to 0)

2015 FRONTIER LEAGUE CHAMPIONS - Traverse City Beach Bums (1st FL title)**2015 POSTSEASON ALL-STARS/AWARDS**

C: Josh Ludy	River City Rascals
1B: Aaron Dudley	Normal CornBelters
2B: Santiago Chirino	Normal CornBelters
3B: Taylor Ard	River City Rascals
SS: Patrick McKenna	Normal CornBelters
OF: Michael Earley	Southern Illinois Miners
OF: Michael Hur	Rockford Aviators
OF: John Schultz	Evansville Otters
DH: Danny Canela	River City Rascals
SP: Adam Lopez	Southern Illinois Miners
RP: Edgar Lopez	Evansville Otters

Most-Valuable Player (Morgan Burkhart Award): Taylor Ard, River City**Pitcher of the Year (Brian Tollberg Award):** Adam Lopez, Southern Illinois**Rookie of the Year (Jason Simontacchi Award):** Brandon Tierney, Frontier Greys**Manager of the Year (Roger Hanners Award):** Brooks Carey, Normal**Citizen of the Year (Fran Riordan Award):** Jordan Kraus, Frontier Greys

2015 RECAP

2015 featured playoff races that were not decided until the final day of the regular season and another MLB debut. Brandon Cunniff, who played for River City and Southern Illinois, spent the bulk of 2015 in the Atlanta Braves' bullpen, setting a Braves' rookie record for the most games pitched at the start of a MLB career without allowing a hit.

The Normal CornBelters made the playoffs for the first time by winning the West Division, while the Southern Illinois Miners defended their East Division title. The Rockford Aviators and Florence Freedom edged out Evansville for the final two playoff spots.

The River City Rascals defeated Florence, then Southern Illinois to return to the Championship Series for the fifth time in the last seven seasons. The Rascals' Josh Silver hit two grand slams in the deciding game over the Miners, becoming the first player in either regular or post-season history to achieve this feat.

The finals were a rematch of the 2010 season, with a Traverse City sweep giving the Beach Bums their first title. River City's Taylor Ard led the league in both home runs (30) and RBI (83) to capture the MVP award, while Southern Illinois' Adam Lopez was voted Pitcher of the Year, and Brandon Tierney of the Frontier Greys selected Rookie of the Year.

Normal's Patrick McKenna posted one of the best single games in league history on August 2 with three home runs and nine RBI, both tying league records. A league-record crowd of 6,572 saw the West Division top the East in the All-Star Game in Schaumburg, with Rockford's Michael Hur selected as game MVP.

The Greys received national attention through a feature story in Maxim Magazine, and six members of their pitching staff went on to be signed by MLB organizations. The Washington Wild Things also received national publicity, as a story on Pete Rose featured pictures of the Hit King wearing a Wild Things uniform during an appearance at CONSOL Energy Park.

Former Grey Balbino Fuenmayor became the first Frontier League alum to be selected for the MLB Futures Game, and following the season, former Rockford Aviators Jose Martinez (Royals) and Josh Smoker (Mets) were added to their club's 40-man MLB roster. The Chicago White Sox hired Jason Benetti, who broke in as the radio broadcaster for Windy City in 2006, as their TV announcer for home games.

The second Frontier League Hall of Fame Class was inducted as part of the All-Star festivities, with former players Mike Breyman, Bobby Chandler, Stephen Holdren, Jason James, and Chris Sidick inducted along with special contributor Bob Wolfe.

2014 STANDINGS

EAST DIVISION	W	L	PCT	GB	Attendance	Manager
Southern Illinois Miners	60	36	.625	-	147,287	Mike Pinto
Evansville Otters	57	37	.606	2.0	111,709	Andy McCauley
Washington Wild Things	57	39	.594	3.0	84,533	B. Zeller/B. Bozzuto
Lake Erie Crushers	52	43	.547	7.5	106,009	Chris Mongiardo
Florence Freedom	41	55	.427	19.0	105,539	Fran Riordan
Traverse City Beach Bums	38	58	.396	22.0	143,585	Dan Rohn
Frontier Greys	29	66	.305	30.5	Travel Team	Kyle Haines

WEST DIVISION	W	L	PCT	GB	Attendance	Manager
River City Rascals	61	35	.635	-	81,662	Steve Brook
Schaumburg Boomers	61	35	.635	-	157,393	Jamie Bennett
Gateway Grizzlies	50	46	.521	11.0	156,840	Phil Warren
Normal CornBelters	48	47	.505	12.5	109,952	Brooks Carey
Rockford Aviators	40	56	.417	21.0	72,340	James Frisbie
Joliet Slammers	40	56	.417	21.0	81,662	Jeff Isom
Windy City ThunderBolts	35	60	.368	25.5	74,481	Ron Biga

2014 FRONTIER LEAGUE PLAYOFFS**Wild Card Games (Winner-Take-All)**

Washington def. Evansville

Schaumburg def. Lake Erie

Division Series (best of 3)

River City def. Washington (2 games to 0)

Schaumburg def. Southern Illinois (2 games to 1)

Championship Series (best of 5)

Schaumburg def. River City (3 games to 1)

2014 FRONTIER LEAGUE CHAMPIONS - Schaumburg Boomers (2nd FL title)**2014 POSTSEASON ALL-STARS/AWARDS**

C: Tyler Shover	Normal CornBelters
1B: Sam Eberle	Florence Freedom
2B: Vincent Mejia	Lake Erie Crushers
3B: Shayne Houck	Evansville Otters
SS: Michael Wing	Gateway Grizzlies
OF: Sam Judah	Normal CornBelters
OF: Kyle Robinson	Windy City ThunderBolts
OF: Mike Schwartz	Normal CornBelters
DH: C.J. Beatty	Washington Wild Things
SP: Matt Bywater	Southern Illinois Miners
RP: Jonathan Kountis	Washington Wild Things

Most-Valuable Player (Morgan Burkhart Award): Shayne Houck, Evansville**Pitcher of the Year (Brian Tollberg Award):** Matt Bywater, Southern Illinois**Rookie of the Year (Jason Simontacchi Award):** Tanner Witt, Rockford**Manager of the Year (Roger Hanners Award):** Andy McCauley, Evansville**Citizen of the Year (Fran Riordan Award):** Max Casper, Joliet

2014 RECAP

The 2014 season was a banner one for the Frontier League. With the playoff field expanding from four teams to six, a tight playoff race ensued. The West Division race ended with both the River City Rascals and Schaumburg Boomers holding 61-35 records, with the Rascals taking the division title and advancing to the divisional playoff round by virtue of a head-to-head advantage. The East Division sent four teams to the playoffs, the Southern Illinois Miners (60-36), Evansville Otters (57-37), Washington Wild Things (57-39) and Lake Erie Crushers (52-43). Evansville reached the postseason for the first time since 2006, while Washington's postseason appearance was their first since 2007.

In the Wild Card matchups, the Boomers knocked off the Crushers while the Wild Things beat the Otters. The divisional round saw the Rascals beat the Wild Things and the Boomers beat the Miners, setting up an all-West Division championship series, with Schaumburg looking to repeat as Frontier League Champions. The championship series began in O'Fallon with a 5-1 victory for the home team. In game 2, Schaumburg found success as shortstop Gerard Hall homered for the second straight game and Justin Erasmus went 5.2 strong innings, leading the Boomers to a 6-2 win and a split in O'Fallon before heading home for games 3 and 4. Game 3 saw an offensive explosion for the Boomers, who hung 11 runs on Rascals pitching and took a commanding 2 games to 1 lead with an 11-2 victory. Game 4 ended triumphantly for the Boomers as well, as they won 6-2, with the Boomers becoming the third team in the league's history to win consecutive championships. Hall was selected as the Championship Series MVP.

The 2014 season also saw numerous historic individual performances in the Frontier League. Reliever Patrick Crider of the Rascals broke his own record by appearing in 65 games, and Washington closer Jonathan Koutis set a new league record with 32 saves. Southern Illinois' Chris Burke tied a Frontier League record with 9 RBI in a July 30 game that saw him also hit for the cycle, and Gateway's Richard Seigel (June 28) and Ryan Cavan of Southern Illinois (August 19) both tied a league record with 6 hits in a single game. Frank Florio of the Frontier Greys had a big day on July 30 as well, joining Burke in hitting for the cycle. Windy City's Mike Torres became the Frontier League's Iron Man when he appeared in his 287th consecutive game on May 25. Torres' streak, which began on June 1, 2011, eventually ended on July 29 at 339 games.

Entering the last couple of weeks of the season, four no-hitters had taken place. Rick Teasley of Southern Illinois threw a 7-inning no hitter on June 5, Travis Tingle of Windy City threw a pair of no-hitters on June 19 (5 innings) and August 20 (7 innings), while Evansville's Chad James threw a 7-inning no-no on August 20. Matt Sergey of Washington, however, took impressive pitching performances to another level on August 24 against Gateway, throwing the first perfect game in Frontier League history in a full 9 inning game. Shayne Houck of the Otters was named the season's MVP, while Southern Illinois' Matt Bywater won Pitcher of the Year and Rockford Aviators' Tanner Witt won the Rookie of the Year award.

A historic number of Frontier League players were picked up by MLB organizations, as over 50 players got the call to affiliated baseball. Drew Rucinski, who played for the Rockford RiverHawks and Aviators, made his big league debut for the Angels, becoming the 26th former Frontier League player to reach the show. Also representing the Frontier League in the big leagues in 2014 were Dylan Axelrod (Reds), Steve Delabar (Blue Jays), Vidal Nuno (Yankees and Diamondbacks), Tanner Roark (Nationals) and Joe Thatcher (Diamondbacks and Angels). Prior to the 2014 season, former Traverse City Beach Bums manager Gregg Langbehn was hired by the Cleveland Indians as their first MLB Replay Coordinator, followed just days later by former Windy City ThunderBolts manager Mike Kashirsky, who was hired to the same position by the Chicago White Sox. Following the season, alumnus Darren Bush was promoted by the Oakland Athletics to hitting coach.

The 2014 season also saw the initial class of Frontier League Hall of Famers inducted at All-Star week, hosted by the Gateway Grizzlies. Players Morgan Burkhart, Aaron Ledbetter, Scott Pinoni, Fran Riordan and Kirk Taylor were selected for induction, as were special contributor Dr. W. Chris Hanners and the special moment of Brett Gray's 25 strikeout game for the London Werewolves.

2013 STANDINGS

EAST DIVISION	W	L	PCT	GB	Attendance	Manager
Lake Erie Crushers	56	40	.583	-	122,097	Jeff Isom
Traverse City Beach Bums	55	41	.573	1.0	164,915	Gregg Langbehn
Florence Freedom	53	43	.552	3.0	112,270	Fran Riordan
Evansville Otters	51	45	.531	5.0	140,786	Andy McCauley
Southern Illinois Miners	50	46	.521	6.0	126,084	Mike Pinto
Washington Wild Things	41	55	.427	15.0	87,076	Bart Zeller
Frontier Greys	33	62	.347	22.5	Travel Team	Brent Metheny

WEST DIVISION	W	L	PCT	GB	Attendance	Manager
Schaumburg Boomers	59	37	.615	-	150,254	Jamie Bennett
Gateway Grizzlies	53	43	.552	6.0	162,572	Phil Warren
River City Rascals	50	46	.521	9.0	92,652	Steve Brook
Windy City ThunderBolts	50	46	.521	9.0	74,609	Ron Biga
Normal CornBelters	46	50	.479	13.0	126,367	Brooks Carey
Joliet Slammers	38	57	.400	20.5	93,875	Mike Breyman
Rockford Aviators	36	60	.375	23.0	87,612	Rich Austin

2013 FRONTIER LEAGUE PLAYOFFS**Division Series (best of 5)**

Lake Erie def. Traverse City (3 games to 2)

Schaumburg def. Florence (3 games to 0)

Championship Series (best of 5)

Schaumburg def. Lake Erie (3 games to 1)

2013 FRONTIER LEAGUE CHAMPIONS - Schaumburg Boomers (1st FL title)**2013 POSTSEASON ALL-STARS/AWARDS**

C: Landon Hernandez	Gateway Grizzlies
1B: Russell Moldenhauer	Lake Erie Crushers
2B: C.J. Beatty	Washington Wild Things
3B: Jacob Tanis	Florence Freedom
SS: Patrick McKenna	Normal CornBelters
OF: Nick Akins	Joliet Slammers
OF: Daniel Bowman	Lake Erie Crushers
OF: Jon Myers	Gateway Grizzlies
DH: Steve McQuail	Schaumburg Boomers
SP: Scott Dunn	Traverse City Beach Bums
RP: Eric Massingham	Evansville Otters

Most-Valuable Player (Morgan Burkhart Award): Jacob Tanis, Florence**Pitcher of the Year (Brian Tollberg Award):** Scott Dunn, Traverse City**Rookie of the Year (Jason Simontacchi Award):** Danny Canela, River City**Manager of the Year (Roger Hanners Award):** Jamie Bennett, Schaumburg**Citizen of the Year (Fran Riordan Award):** Cannon Lester, Southern Illinois

2013 RECAP

Entering the final three games of the 2013 regular season, only the Schaumburg Boomers had clinched a playoff berth while six clubs were in the running for the final four spots, and two different scenarios would have resulted in a four-way tie. The Boomers won 26 of their final 35 regular season games to take the West Division title, while in the East the battle came down to a head-to-head series between Lake Erie and Traverse City to end the season. The Crushers won the first two games to clinch their first division crown after a run of 19-2 to begin August launched them into the playoff race.

Schaumburg won the title, becoming the first club in the ten seasons that the Frontier League has used a best-of-five format for both playoff rounds to sweep both series. More impressively, the Boomers were either tied or trailing at some point after the start of the 7th inning in all six games. Mike Giovenco was named Championship Series MVP, pitching in all three games, and winning two while not allowing any runs.

For individual accomplishments, Traverse City's Scott Dunn became the first pitcher in league history to win his first 14 decisions of the season, including a stretch of victories in nine consecutive starts, to run away with the Pitcher of the Year award. The Most Valuable Player vote was one of the closest in history, with league RBI leader Jacob Tanis of Florence winning the balloting. River City catcher Danny Canela led the Frontier League with a .360 batting average and was voted Rookie of the Year. Gateway's Landon Hernandez hit three home runs in a game on August 3, Joliet's Niko Vasquez hit for the cycle on September 4, and the Grizzlies' Tim Brown tossed a no-hitter on July 20. On August 31, Chase Doremus, Lucas Goodgion, Jason Sullivan, Corey Kimes, Matt Dillon, and Brett Zawacki of the Slammers combined to toss a 10-inning no-hitter. It is believed that this game was the first time in professional baseball history that six pitchers combined to hold another club hitless.

In addition, Florence's Junior Arrojo broke his own single-season record by getting hit by 38 pitches while Evansville's Eric Massingham set the career mark for saves. In a game that was suspended due to rain the previous night, Washington and Windy City also battled for five hours and 53 minutes as well as 19-innings on June 1-2 for what turned out to be the first game of a double-header to mark the longest Frontier League contest by both innings and time.

Two more Frontier League alumni made their Major League debuts in 2013. Former Washington Wild Thing Vidal Nuno won the James P. Dawson Award as the best rookie in New York Yankees' spring training and pitched in five games (three starts) with a 1-2 record and 2.25 ERA during the regular season. Former Southern Illinois Miner Tanner Roark saw action in 14 games (five starts) for the Washington Nationals, winning his first seven decisions as part of a 7-1 record and 1.51 ERA. Steve Delabar of the Toronto Blue Jays, who spent part of the 2008 season with the Florence Freedom, became the third former Frontier League player to be selected a MLB All-Star when he won the fan's Final Vote contest for the American League. Delabar struck out the only batter whom he faced, Buster Posey of the San Francisco Giants, in the game.

In the press box, Robert Ford (Houston Astros) and Aaron Goldsmith (Seattle Mariners) became the first two former Frontier League broadcasters to become full-time MLB play-by-play voices. Both Robert and Aaron began their professional careers in the Frontier League- Robert with the 2003-04 Kalamazoo Kings and Aaron with the 2007 Gateway Grizzlies.

2012 STANDINGS

EAST DIVISION	W	L	PCT	GB	Attendance	Manager
Traverse City Beach Bums	64	32	.667	-	175,284	Gregg Langbehn
Florence Freedom	57	39	.594	7.0	97,382	Fran Riordan
Southern Illinois Miners	55	39	.585	8.0	129,936	Mike Pinto
Lake Erie Crushers	53	42	.558	10.5	127,124	John Massarelli
Evansville Otters	45	50	.474	18.5	120,819	Andy McCauley
Washington Wild Things	44	52	.458	20.0	81,836	Chris Bando
London Rippers*	25	35	.417	21.0	21,985	David Martin
Road Warriors*	9	27	.250	25.0	Travel Team	Brent Metheny

WEST DIVISION	W	L	PCT	GB	Attendance	Manager
Gateway Grizzlies	57	39	.594	-	150,745	Phil Warren
Windy City ThunderBolts	54	42	.563	3.0	86,178	Morgan Burkhart
Schaumburg Boomers	54	42	.563	3.0	128,287	Jamie Bennett
River City Rascals	45	50	.474	11.5	107,986	Steve Brook
Rockford RiverHawks	41	55	.427	16.0	97,453	Rich Austin
Joliet Slammers	37	58	.389	19.5	104,019	Bart Zeller
Normal CornBelters	29	67	.302	28.0	117,599	Chad Parker

* - the London Rippers folded in the middle of the season, becoming the Road Warriors for the final 36 games of the 2012 season

2012 FRONTIER LEAGUE PLAYOFFS**Division Series (best of 5)**

Southern Illinois def. Traverse City (3 games to 0)

Florence def. Gateway (3 games to 2)

Championship Series (best of 5)

Southern Illinois def. Florence (3 games to 1)

2012 FRONTIER LEAGUE CHAMPIONS - Southern Illinois Miners (1st FL title)**2012 POSTSEASON ALL-STARS/AWARDS**

C: Landon Hernandez	Gateway Grizzlies
1B: Chase Burch	Traverse City Beach Bums
2B: Ryan Still	Traverse City Beach Bums
3B: Jose Vargas	Traverse City Beach Bums
SS: Junior Arrojo	Florence Freedom
OF: Jeff Flagg	Traverse City Beach Bums
OF: Javier Herrera	Rockford/Southern Illinois
OF: Chad Mozingo	Schaumburg Boomers
DH: Chad Cregar	Windy City ThunderBolts
SP: Mike Recchia	Windy City ThunderBolts
RP: Jonathan Koutis	Lake Erie Crushers

Most-Valuable Player (Morgan Burkhart Award): Jose Vargas, Traverse City

Pitcher of the Year (Brian Tollberg Award): Mike Recchia, Windy City

Rookie of the Year (Jason Simontacchi Award): Zac Treece, Gateway

Manager of the Year (Roger Hanners Award): Gregg Langbehn, Traverse City

Citizen of the Year (Fran Riordan Award): Gary Lee, Washington

2012 RECAP

The Frontier League added to their presence in the Chicago area in 2012 with the debut of the Schaumburg Boomers. The Boomers brought an outstanding operation to the Frontier League both on and off the field, starting with over 6,000 fans to watch their inaugural home game.

In his first managerial job, the Boomers' Jamie Bennett, who spent time in Dubois County, Kenosha, and Springfield/Ozark during his playing career, managed the West Division in the All-Star Game where he battled Traverse City's Gregg Langbehn, who set a record by having 10 of his players selected for the game. Over 5,000 fans attended the game at The Corn Crib in Normal, where London's Joash Brodin was named MVP.

Going into the final weekend of the regular season, only Traverse City had clinched a playoff berth, with Florence, Gateway, Lake Erie, Schaumburg, Southern Illinois, and Windy City all in the running for the three remaining spots. The Gateway Grizzlies won 16 out of 20 games in late July to jump into the race and finished with nine victories in their final 12 games to take the West Division title. The Florence Freedom won 13 of their final 14 games to take the top Wild Card spot while the Southern Illinois Miners qualified for the playoffs for the fourth time in the past five seasons.

The Miners swept the Beach Bums in the first round while the Freedom defeated the Grizzlies in a series that went the full five games, setting up a Championship Series featuring two first-time participants. Southern Illinois captured their first title behind an 8-for-16 hitting performance from Championship Series MVP Cannon Lester.

Seven of the 14 teams had a former Frontier League player as their field manager. Individual achievements included a no-hitter by Windy City's Tyson Corley, Gateway's Jonathan Johnson reaching base safely in 69 consecutive games, Rockford's Javier Herrera hitting for the cycle, Traverse City's Ryan Still becoming the first player to walk 100 times in a season, and Darian Sandford setting the stolen base record with 71 for Southern Illinois and Washington. League MVP Jose Vargas tied the single-season mark with 100 RBI for Traverse City while Windy City's Mike Recchia broke the records for strikeouts (177) and shutouts (5) in a season in being voted Pitcher of the Year.

Former Evansville and Windy City pitcher Andrew Werner made his Major League debut with the San Diego Padres, becoming the 23rd player to advance to the big leagues. Following the season, former Zanesville Grey and Springfield Capital Darren Bush was named Bullpen Coach for the Oakland Athletics, becoming the first former Frontier League player to be part of a Major League coaching staff.

2011 STANDINGS

EAST DIVISION	W	L	PCT	GB	Attendance	Manager
Joliet Slammers	56	40	.583	-	108,610	Bart Zeller
Lake Erie Crushers	51	44	.537	4.5	128,628	John Massarelli
Traverse City Beach Bums	51	45	.531	5.0	169,739	Gregg Langbehn
Windy City ThunderBolts	48	48	.500	8.0	86,727	Mike Kashirsky
Washington Wild Things	42	53	.442	13.5	104,635	Darin Everson
Rockford RiverHawks	37	59	.385	19.0	97,678	Rich Austin

WEST DIVISION	W	L	PCT	GB	Attendance	Manager
River City Rascals	68	27	.716	-	71,958	Steve Brook
Southern Illinois Miners	58	38	.604	10.5	181,576	Mike Pinto
Normal CornBelters	46	50	.479	22.5	114,917	Hal Lanier
Gateway Grizzlies	39	56	.411	29.0	166,072	Phil Warren
Evansville Otters	39	57	.406	29.5	97,937	Andy McCauley
Florence Freedom	39	57	.406	29.5	83,436	Fran Riordan

2011 FRONTIER LEAGUE PLAYOFFS**Division Series (best of 5)**

Joliet def. Lake Erie (3 games to 0)

River City def. Southern Illinois (3 games to 1)

Championship Series (best of 5)

Joliet def. River City (3 games to 1)

2011 FRONTIER LEAGUE CHAMPIONS - Joliet Slammers (1st FL title)**2011 POSTSEASON ALL-STARS/AWARDS**

C: Landon Hernandez	Gateway Grizzlies
1B: Logan Parker	Gateway/River City
2B: Will Block	Southern Illinois Miners
3B: Chris Curley	Florence Freedom
SS: Andrew Davis	Lake Erie Crushers
OF: J.T. Hall	Traverse City Beach Bums
OF: Stephen Holdren	River City Rascals
OF: Alvaro Ramirez	Normal CornBelters
DH: Charlie Lisk	Gateway Grizzlies
SP: Josh Lowey	River City Rascals
RP: Ryan Quigley	Joliet Slammers

Most-Valuable Player (Morgan Burkhardt Award): Stephen Holdren, River City**Pitcher of the Year (Brian Tollberg Award):** Josh Lowey, River City**Rookie of the Year (Jason Simontacchi Award):** Casey Barnes, Washington**Manager of the Year (Roger Hanners Award):** Bart Zeller, Joliet**Citizen of the Year (Fran Riordan Award):** Danny Sawyer, River City

2011 RECAP

In 2011, the River City Rascals used a stretch of 12 wins in 13 games in late June to jump to the top of the West Division where they would remain for the remainder of the season. River City's 68 victories tied them with the 2007 Windy City ThunderBolts for the most in one season.

The Joliet Slammers played .660 baseball from July 1 through the end of August to become the first expansion team to win their division. Southern Illinois comfortably won the West wild card, while the East wild card came down to the final series with Lake Erie and Traverse City facing each other for the right to advance to the playoffs. After the teams split the first two games, it took ten innings on the final day of regular season for the Crushers to notch a 3-1 victory.

Joliet and River City both advanced in the Divisional round, leading to a Championship Series between the two division winners. After the Rascals took game 1 in River City, Joliet rebounded to win the next three games to bring the Frontier League Cup to the City of Champions.

2011 saw several on-field achievements highlighted by Joliet's Andrew Moss tossing the 15th no-hitter in Frontier League history against the Lake Erie Crushers. Moss' gem came just a few hours after the Cleveland Indians were no-hit by the Los Angeles Angels of Anaheim 20 miles to the east of All Pro Freight Stadium, and resulted in national coverage of two professional games featuring no-hitters by the visiting clubs on the same day in the same metropolitan area. Joliet's Ryan Quigley recorded 28 saves to set a new single-season record, while Windy City's Dustin Williams set a new mark by striking out 157 batters. River City swept the MVP and Pitcher of the Year awards, with Stephen Holdren finishing in the top-5 in home runs, RBI, and batting average, while Josh Lowey was in the top-5 in victories, strikeouts, and ERA.

Joliet's Erik Lis had a triple and drove in two runs to lead the East Division to an All-Star Game victory in front of the largest crowd in All Pro Freight Stadium history. Two more Frontier League alumni made their MLB debuts in 2011, as former Washington Wild Thing Tom Cochran was called up by the Cincinnati Reds for a nationally televised game in late May, and former Windy City ThunderBolt Dylan Axelrod made four appearances (three starts) for the Chicago White Sox in September, finishing with a 1-0 record, 2.89 ERA, and 19 strikeouts in 18.2 innings.

2010 STANDINGS

EAST DIVISION	W	L	PCT	GB	Attendance	Manager
Windy City ThunderBolts	56	38	.596	-	92,240	Mike Kashirsky
Traverse City Beach Bums	55	41	.573	2.0	204,440	Gregg Langbehn
Oakland County Cruisers	53	43	.552	4.0	9,114*	Gera Alvarez
Lake Erie Crushers	50	46	.521	7.0	159,580	John Massarelli
Washington Wild Things	38	57	.400	18.5	116,722	Darin Everson
Kalamazoo Kings	28	68	.292	29.0	56,342	J. Keefe/M. Maloney

WEST DIVISION	W	L	PCT	GB	Attendance	Manager
Southern Illinois Miners	64	32	.667	-	204,181	Mike Pinto
River City Rascals	57	38	.600	6.5	113,431	Steve Brook
Gateway Grizzlies	54	40	.574	9.0	186,147	Phil Warren
Normal CornBelters	44	52	.458	20.0	132,309	Hal Lanier
Florence Freedom	38	58	.396	26.0	112,844	Toby Rumfield
Evansville Otters	35	59	.372	28.0	110,711	W. Krenchicki/A. McCauley

*- Oakland County played 18 home games split between Eastern Michigan and Oakland Universities

2010 FRONTIER LEAGUE PLAYOFFS**Division Series (best of 5)**

Traverse City def. Windy City (3 games to 1)
 River City def. Southern Illinois (3 games to 2)

Championship Series (best of 5)

River City def. Traverse City (3 games to 1)

2010 FRONTIER LEAGUE CHAMPIONS - River City Rascals (1st FL title)

2010 POSTSEASON ALL-STARS/AWARDS

C: Charlie Lisk	Gateway Grizzlies
1B: Joash Brodin	Oakland County Cruisers
2B: Gilberto Mejia	Windy City ThunderBolts
3B: Daniel Cox	Normal CornBelters
SS: Stephen Shults	Florence Freedom
OF: Stephen Holdren	River City Rascals
OF: Jereme Milons	Southern Illinois Miners
OF: Jason Patton	Gateway Grizzlies
DH: Chase Burch	Traverse City Beach Bums
SP: Joe Augustine	Southern Illinois Miners
RP: P.J. Zocchi	Oakland County Cruisers

Most-Valuable Player (Morgan Burkhart Award): Charlie Lisk, Gateway
Pitcher of the Year (Brian Tollberg Award): Joe Augustine, Southern Illinois
Rookie of the Year (Jason Simontacchi Award): Dustin Williams, Windy City
Manager of the Year (Roger Hanners Award): Gera Alvarez, Oakland County
Citizen of the Year (Fran Riordan Award): Drew Saylor, Lake Erie

2010 RECAP

The 2010 season saw the opening of another new ballpark (The Corn Crib, home of the Normal CornBelters), two record winning-streaks, and a new Frontier League all-time home run king.

Over 5,800 fans were at The Corn Crib on June 1 when professional baseball returned to the Bloomington-Normal area for the first time in 70 years. Meanwhile, the Southern Illinois Miners shattered the league record for a consecutive game winning streak, posting 20 consecutive victories from June 9-28.

The Miners 39-9 record at the All-Star Break was the best ever in the Frontier League, and Southern Illinois placed a league-record 10 players in the All-Star Game, which they hosted at Rent One Park in Marion. In the East Division, the Oakland County Cruisers won 29 of 37 games, despite playing all but six on the road, to give first year field manager Gera Alvarez the All-Star nod.

The extensive travel for the Cruisers, who played 78 games on the road, combined by a league-record 20 home game winning streak for the Windy City ThunderBolts from July 22-August 25, gave Windy City their third division title in four seasons. The ThunderBolts joined the 1997-2000 Evansville Otters and the 2002-2007 Washington Wild Things as the only teams to make the playoffs in at least four consecutive seasons. While Southern Illinois maintained their lead in the West the entire season, both wild card races came down to the season's final weekend, with River City edging out Gateway in the West, and Traverse City reaching the playoffs for the first time in their five seasons in the East.

The Divisional Series matchups both featured comebacks, as the Beach Bums dropped game 1 to Windy City before taking the next three, and Southern Illinois took the first two games from River City before the Rascals rebounded to game the final three games, including a 10-inning victory in the deciding game. In the Championship Series, Traverse City took the opening game with River City winning the next three for their first title. Championship Series MVP Josh Lowey threw a complete game in game 3, which was spread out over two days due to rain, retiring all 15 batters that he faced after the game restarted.

Gateway's Charlie Lisk won the regular season MVP award in a year that saw him break the career home run record. Joe Augustine from Southern Illinois was the Pitcher of the Year, while Windy City's Dustin Williams won Rookie of the Year.

Between the regular season and the playoffs, over 1.52 million fans saw Frontier League baseball in 2010, setting a new record.

2009 STANDINGS

EAST DIVISION	W	L	PCT	GB	Attendance	Manager
Kalamazoo Kings	58	38	.604	-	70,499	Fran Riordan
Lake Erie Crushers	57	38	.600	0.5	153,654	John Massarelli
Florence Freedom	49	47	.510	9.0	102,096	Toby Rumfield
Washington Wild Things	43	53	.448	15.0	133,881	Mark Mason
Traverse City Beach Bums	42	53	.442	15.5	170,358	Gregg Langbehn
Midwest Sliders of Ypsilanti	42	54	.438	16.0	20,252	Eric Coleman

WEST DIVISION	W	L	PCT	GB	Attendance	Manager
River City Rascals	56	38	.596	-	89,776	Chad Parker
Windy City ThunderBolts	56	40	.583	1.0	103,129	Tommy Thompson
Southern Illinois Miners	56	40	.583	1.0	209,477	Mike Pinto
Rockford RiverHawks	44	50	.468	12.0	110,565	Bob Koopmann
Gateway Grizzlies	40	54	.426	16.0	175,720	Phil Warren
Evansville Otters	28	66	.298	28.0	104,829	Wayne Krenchicki

2009 FRONTIER LEAGUE PLAYOFFS**Division Series (best of 5)**

Lake Erie def. Kalamazoo (3 games to 2)

River City def. Windy City (3 games to 0)

Championship Series (best of 5)

Lake Erie def. River City (3 games to 2)

2009 FRONTIER LEAGUE CHAMPIONS - Lake Erie Crushers (1st FL title)**2009 POSTSEASON ALL-STARS/AWARDS**

C: Charlie Lisk	Gateway Grizzlies
1B: Ernie Banks, Jr.	Washington/River City
2B: Gilberto Mejia	Windy City ThunderBolts
3B: Andrew Davis	Lake Erie Crushers
SS: Tony Roth	Southern Illinois Miners
OF: Jason James	Rockford RiverHawks
OF: Chad Maddox	River City Rascals
OF: Joey Metropoulos	Southern Illinois Miners
DH: Jacob Dempsey	Washington Wild Things
SP: Paul Fagan	Lake Erie Crushers
RP: Jason Lowey	River City Rascals

Most-Valuable Player (Morgan Burkhart Award): Joey Metropoulos, Southern Illinois**Pitcher of the Year (Brian Tollberg Award):** Paul Fagan, Lake Erie**Rookie of the Year (Jason Simontacchi Award):** Vinny Scarduzio, Windy City**Manager of the Year (Roger Hanners Award):** Chad Parker, River City**Citizen of the Year (Fran Riordan Award):** Gordon Gronkowski, Lake Erie

2009 RECAP

Two major league milestones were set in 2009. Rockford outfielder Jason James hit safely in 40 consecutive games from June 2 to July 18 to break the record set by former Johnstown Steal and Richmond Rooster Kevin Holt, while Kalamazoo's Fran Riordan overtook Greg Tagert as the all-time winningest field manager in Frontier League history.

Other individual accomplishments included Florence's Preston Vancil tossing a no-hitter in only his second professional appearance, Windy City's Robert Perry tying the league record with a six-hit game, and Traverse City's John Alonso hitting for the cycle.

Both the Gateway Grizzlies and Lake Erie Crushers received national television exposure. The Grizzlies were featured on the Travel Channel's Man v. Food show for their "Baseball's Best" line-up of concession items while the Crushers had an ESPN crew follow the team to document the story of pitcher Josh Faiola, who spent the season living at the Belvedere of Westlake, an assisted living facility located just down I-90 from the Crushers' ballpark.

The East Division captured the All-Star Game, helped by back-to-back home runs from game MVP Ryan Basham of the Florence Freedom, and Home Run Derby champion Grant Psomas of the Washington Wild Things. In a playoff race where none of the participants clinched berths until the final weekend of the regular season, the Windy City ThunderBolts became only the third team to qualify in three consecutive seasons while the Kalamazoo Kings repeated as East Division champions.

Both were knocked out in the first round, however, as Frontier League Manager of the Year Chad Parker led the River City Rascals against the expansion Crushers in the Championship Series. After dropping the first two games in the best-of-five series, Lake Erie rebounded to win the final three games and join the 1997 Canton Crocodiles as the only expansion team from the last 15 years to win the title.

Joey Metropolitous of the Southern Illinois Miners was selected league MVP, with Paul Fagan of the Lake Erie Crushers as the Pitcher of the Year, and Windy City's Vinnie Scarduzio the Rookie of the Year.

Two more former players made their Major League Baseball debuts, with former Florence Freedom and Ohio Valley Redcoat pitcher Chris Jakubauskas (the first pick in the Frontier League's 2003 draft) making the Opening Day roster for the Seattle Mariners and Clay Zavada getting called up to the Arizona Diamondbacks' bullpen less than one year after suiting up for the Southern Illinois Miners.

2008 STANDINGS

EAST DIVISION	W	L	PCT	GB	Attendance	Manager
Kalamazoo Kings	60	36	.625	-	83,157	Fran Riordan
Traverse City Beach Bums	50	46	.521	10.0	193,724	Jon Cahill
Washington Wild Things	48	48	.500	12.0	154,444	Greg Jelks
Florence Freedom	47	49	.490	13.0	106,707	Jamie Keefe
Chillicothe Paints	39	57	.406	21.0	67,253	Mark Mason
Midwest Sliders	29	67	.302	31.0	Travel Team	Eric Coleman

WEST DIVISION	W	L	PCT	GB	Attendance	Manager
Windy City ThunderBolts	60	36	.625	-	90,619	B. Nelson/M. Kashirsky
Southern Illinois Miners	58	38	.604	2.0	218,191	Mike Pinto
Gateway Grizzlies	51	45	.531	9.0	190,892	Phil Warren
Rockford RiverHawks	48	48	.500	12.0	138,234	Bob Koopmann
River City Rascals	47	49	.490	13.0	106,114	Toby Rumfield
Evansville Otters	39	57	.406	21.0	119,645	Jason Verdugo

2008 FRONTIER LEAGUE PLAYOFFS**Division Series (best of 5)**

Kalamazoo def. Gateway (3 games to 1)

Windy City def. Southern Illinois (3 games to 1)

Championship Series (best of 5)

Windy City def. Kalamazoo (3 games to 0)

2008 FRONTIER LEAGUE CHAMPIONS - Windy City ThunderBolts (2nd FL title)**2008 POSTSEASON ALL-STARS/AWARDS**

C: Charlie Lisk	Gateway Grizzlies
1B: Phil Hawke	Windy City ThunderBolts
2B: Joe Anthonsen	Rockford RiverHawks
3B: Kelly Hunt	Florence Freedom
SS: Wes Long	Windy City ThunderBolts
OF: Jason James	Rockford RiverHawks
OF: Joey Metropoulos	Southern Illinois Miners
OF: Angel Molina	Florence Freedom
DH: Mike Breyman (tie)	Gateway Grizzlies
DH: Jacob Dempsey (tie)	Washington Wild Things
SP: Ryan Bird	Southern Illinois Miners
RP: Brandon Parillo	Kalamazoo Kings

Most-Valuable Player (Morgan Burkhart Award): Phil Hawke, Windy City**Pitcher of the Year (Brian Tollberg Award):** Ryan Bird, Southern Illinois**Rookie of the Year (Jason Simontacchi Award):** Brendan Murphy, Kalamazoo**Manager of the Year (Roger Hanners Award):** Fran Riordan, Kalamazoo**Citizen of the Year (Fran Riordan Award):** Steve Young, Traverse City

2008 RECAP

In 2008, the Frontier League drew 1.46 million fans to its 11 home clubs, as the Midwest team operated as a road team the entire year. The Southern Illinois Miners again paced the league by attracting over 218,000 fans.

The League's 16th Annual All-Star Game was played in beautiful Wuerfel Park in Traverse City, Michigan, and saw in excess of 9,000 fans in attendance for two nights of festivities. The East All-Stars won the game, in a tie-breaking All-Star Home Run Derby. Florence's Angel Molina garnered MVP honors.

The Kalamazoo Kings were featured prominently in a story-line of the nationally syndicated comic strip Gil Thorp that ran for several weeks in July. In the Championship Series, Homer Stryker Field in Kalamazoo was flooded with over 3 feet of water due to storms. The entire series was moved to Windy City's Standard Bank Stadium. The ThunderBolts took advantage of the situation and swept the Kings 3 games to 0 to claim their second Frontier League Championship in a row and became only the second team in league history to win back-to-back titles.

Windy City First Baseman Phillip Hawke claimed the league's Most Valuable Player Award. Ryan Bird of Southern Illinois was the Pitcher of the Year, while Kalamazoo Manager Fran Riordan was honored as the Manager of the Year.

Three additional Frontier League graduates made their Major League Baseball debuts, as outfielder Justin Christian (River City Rascals, 2003-04) and right-handed pitcher Scott Patterson (Gateway Grizzlies, 2002-05) spent time with the New York Yankees, with Patterson later appearing in games for the San Diego Padres, as well. Infielder Mike Cervenak (Chillicothe Paints, 1999-2000) was called up as well, by the Philadelphia Phillies. In addition, former Evansville Otter George Sherrill became the second Frontier League alum to be named an MLB All-Star, as the left-hander tossed 2.1 scoreless innings in the game.

2007 STANDINGS

EAST DIVISION	W	L	PCT	GB	Attendance	Manager
Washington Wild Things	55	40	.579	-	155,894	John Massarelli
Chillicothe Paints	47	49	.490	8.5	84,383	Mark Mason
Florence Freedom	42	54	.438	13.5	99,333	Jamie Keefe
Slippery Rock Sliders	29	66	.305	26.0	19,253*	Greg Jelks

CENTRAL DIVISION	W	L	PCT	GB	Attendance	Manager
Windy City ThunderBolts	68	28	.708	-	81,586	Andy Haines
Rockford RiverHawks	52	43	.547	15.5	113,930	J.D. Arndt
Kalamazoo Kings	51	45	.531	17.0	54,950	Fran Riordan
Traverse City Beach Bums	46	50	.479	22.0	206,102	Jon Cahill

WEST DIVISION	W	L	PCT	GB	Attendance	Manager
Gateway Grizzlies	64	29	.688	-	196,134	Phil Warren
Southern Illinois Miners	49	47	.510	16.5	259,392	Mike Pinto
River City Rascals	36	60	.375	29.5	100,556	Toby Rumfield
Evansville Otters	34	62	.354	31.5	131,707	Jeff Pohl

*- played only 32 home games (64 on the road)

2007 FRONTIER LEAGUE PLAYOFFS**Division Series (best of 5)**

Windy City def. Rockford (3 games to 0)

Washington def. Gateway (3 games to 0)

Championship Series (best of 5)

Windy City def. Washington (3 games to 2)

2007 FRONTIER LEAGUE CHAMPIONS - Windy City ThunderBolts (1st FL title)

2007 POSTSEASON ALL-STARS/AWARDS

C: Mike Russell	Kalamazoo Kings
1B: Mike Breyman	Gateway Grizzlies
2B: Ralph Santana	Southern Illinois Miners
3B: Joe Ramos	Kalamazoo Kings
SS: Travis Garcia	Chillicothe Paints
OF: Jon Armitage	Gateway Grizzlies
OF: Mike Coles	Windy City ThunderBolts
OF: Jason James	Rockford RiverHawks
DH: Dustin Roberts	Gateway Grizzlies
SP: Aaron Ledbetter	Washington Wild Things
RP: Matt Petty	Windy City ThunderBolts

Most-Valuable Player (Morgan Burkhart Award): Travis Garcia, Chillicothe

Pitcher of the Year (Brian Tollberg Award): Aaron Ledbetter, Washington

Rookie of the Year (Jason Simontacchi Award): Ryan Basham, Florence

Manager of the Year (Roger Hanners Award): Andy Haines, Windy City

Citizen of the Year (Fran Riordan Award): Steve Brook, River City

2007 RECAP

In 2007, the Frontier League drew a record 1.5 million fans to its 12 clubs. It was the highest per game average for attendance in league history.

Much of the attendance increase was due to the addition of the Southern Illinois Miners, who drew more than 5,000 fans per game and a league-record total attendance of 259,392 fans to Rent One Park.

The league's 15th Annual All-Star Game was played in Florence, Kentucky, and was the first game ever sellout for the Freedom organization. The South All-Stars won the game, as Florence's Reggie Watson garnered MVP honors.

In a tremendous Frontier League Championship Series, the Windy City Thunderbolts came back from a 2-0 deficit to defeat the Washington Wild Things in one of the greatest Championship Series in league history. It was the first championship for the ThunderBolts in their club history as well.

Chillicothe Paints shortstop Travis Garcia earned the league's Morgan Burkhart Award as the Most Valuable Player.

2006 STANDINGS

EAST DIVISION	W	L	PCT	GB	Attendance	Manager
Washington Wild Things	59	37	.615	-	152,805	John Massarelli
Chillicothe Paints	58	37	.611	0.5	86,682	Glenn Wilson
Traverse City Beach Bums	57	39	.594	2.0	203,574	Jeff Isom
Kalamazoo Kings	47	49	.490	12.0	119,530	Fran Riordan
Florence Freedom	38	56	.404	20.0	89,969	Jamie Keefe

WEST DIVISION	W	L	PCT	GB	Attendance	Manager
Rockford RiverHawks	49	47	.510	-	115,776	J.D. Arndt
Evansville Otters	46	50	.479	3.0	130,212	Greg Jelks
Gateway Grizzlies	42	52	.447	6.0	182,124	Danny Cox
Windy City ThunderBolts	41	54	.432	7.5	70,907	Brent Bowers
River City Rascals	40	56	.417	9.0	109,816	Randy Martz

2006 FRONTIER LEAGUE PLAYOFFS**Division Series (best of 5)**

Chillicothe def. Washington (3 games to 1)

Evansville def. Rockford (3 games to 2)

Championship Series (best of 5)

Evansville def. Chillicothe (3 games to 0)

2006 FRONTIER LEAGUE CHAMPIONS - Evansville Otters (1st FL title)**2006 POSTSEASON ALL-STARS/AWARDS**

C: Lance Koenig	Washington Wild Things
1B: Jeff Goldbach	Evansville Otters
2B: Paul Rutgers	Chillicothe Paints
3B: Pat Peavey	Washington Wild Things
SS: Travis Garcia	Chillicothe Paints
OF: Chris Carter	Washington Wild Things
OF: Ian Church	Kalamazoo Kings
OF: Chris Sidick	Washington Wild Things
DH: Justin Carroll	Kalamazoo Kings
SP: Tony Casoli	Traverse City Beach Bums
RP: Brian Beuning	Windy City ThunderBolts

Most-Valuable Player (Morgan Burkhart Award): Ian Church, Kalamazoo**Pitcher of the Year (Brian Tollberg Award):** Tony Casoli, Traverse City**Rookie of the Year (Jason Simontacchi Award):** Kurt Hartfelder, Chillicothe**Manager of the Year (Roger Hanners Award):** John Massarelli, Washington**Citizen of the Year (Fran Riordan Award):** Mike Breyman, Gateway

2006 RECAP

In 2006, the Frontier League drew almost 1.3 million fans to its 10 clubs. This translated to an average attendance of 2,713, the highest per game attendance in league history.

The Evansville Otters opened their home schedule on May 27, when they became the first Frontier League team to draw 1,000,000 fans in their history. Much of the attendance increase was due to new facilities in Rockford, Illinois and Traverse City, Michigan.

The Frontier League's 14th Annual All-Star Game was played in Evansville's historic Bosse Field, and was televised into more than 14 million homes on Fox Sports Net. The West Division won the game in a Home Run Derby tie-breaker when Evansville's Beau Blacken slammed the game winner.

Kalamazoo's Ian Church was the MVP of the All-Star Game as well as the league MVP. He was only the second player in league history to hit more than 30 homers in a season.

In a battle of the league's two oldest teams, the Evansville Otters defeated the Chillicothe Paints 3 games to 0 to claim their first League championship.

Former River City Rascal, Josh Kinney, was the 13th former Frontier League player to play in the Major Leagues. He was an integral part of the St. Louis Cardinals run to the World Series Championship.

2005 STANDINGS

EAST DIVISION	W	L	PCT	GB	Attendance	Manager
Washington Wild Things	62	32	.663	-	159,857	John Massarelli
Chillicothe Paints	53	42	.558	10.0	85,667	Glenn Wilson
Florence Freedom	53	42	.558	10.0	94,191	Jamie Keefe
Evansville Otters	52	43	.547	11.0	136,941	Greg Jelks
Ohio Valley Redcoats	46	49	.484	17.0	11,066*	Mark Mason
Richmond Roosters	39	56	.411	24.0	47,417	Chris Mongiardo

WEST DIVISION	W	L	PCT	GB	Attendance	Manager
Kalamazoo Kings	53	43	.552	-	132,909	Fran Riordan
Rockford RiverHawks	51	45	.531	2.0	103,248	Mike Young
Gateway Grizzlies	49	47	.510	4.0	177,353	Danny Cox
River City Rascals	42	52	.447	10.0	108,928	Randy Martz
Windy City ThunderBolts	39	57	.406	14.0	78,011	Brent Bowers
Mid-Missouri Mavericks	31	63	.330	21.0	46,617	Jim Gentile

*- played 24 home games split between Lafayette, Indiana / Lorain, Ohio / Marietta, Ohio

2005 FRONTIER LEAGUE PLAYOFFS**Division Series (best of 5)**

Chillicothe def. Washington (3 games to 2)

Kalamazoo def. Rockford (3 games to 1)

Championship Series (best of 5)

Kalamazoo def. Chillicothe (3 games to 2)

2005 FRONTIER LEAGUE CHAMPIONS - Kalamazoo Kings (1st FL title)

2005 POSTSEASON ALL-STARS/AWARDS

C: Ben Margalski	Gateway Grizzlies
1B: Thomari Story-Harden	Mid-Missouri/Gateway
2B: Nick Batkoski	Ohio Valley Redcoats
3B: Travis Garcia	Ohio Valley Redcoats
SS: Jose Rodriguez	Chillicothe Paints
OF: Mike Arbinger	Washington Wild Things
OF: Mike Galloway	Florence Freedom
OF: Pete Pirman	Kalamazoo Kings
DH: Justin Schuda	Windy City ThunderBolts
SP: John Martinez	Chillicothe Paints
RP: Jim Popp	Washington Wild Things

Most-Valuable Player (Morgan Burkhart Award): Pete Pirman, Kalamazoo

Pitcher of the Year (Brian Tollberg Award): John Martinez, Chillicothe

Rookie of the Year (Jason Simontacchi Award): Nick Batkoski, Ohio Valley

Manager of the Year (Roger Hanners Award): Mark Mason, Ohio Valley

Citizen of the Year (Fran Riordan Award): Randy McGarvey, Washington

2005 RECAP

In 2005, the Frontier League attracted close to 1.2 million fans to its ballparks.

The Kalamazoo Kings claimed their first league title in one of the most exciting playoff series in league history, defeating the Chillicothe Paints 3 games to 2.

The Washington Wild Things hosted the All-Star Game to a sellout crowd at Falconi Field.

Frontier League clubs moved 25 players to MLB clubs, and Kalamazoo's Pete Pirman won the Morgan Burkhart Award as the league's Most Valuable Player, eclipsing the league RBI record in the process.

Following the season, the league suspended operations of the Ohio Valley and Mid-Missouri clubs for 2006. John and Leslye Wuerfel purchased the Richmond Roosters and relocated the club to their home town of Traverse City, Michigan.

2004 STANDINGS

EAST DIVISION	W	L	PCT	GB	Attendance	Manager
Washington Wild Things	62	34	.646	-	154,963	John Massarelli
Evansville Otters	54	42	.563	8.0	121,733	Greg Jelks
Kalamazoo Kings	51	45	.531	11.0	135,644	Fran Riordan
Chillicothe Paints	48	48	.500	14.0	82,183	Jamie Keefe
Richmond Roosters	43	53	.448	19.0	46,019	Chris Mongiardo
Florence Freedom	31	65	.323	31.0	68,250	Tom Browning

WEST DIVISION	W	L	PCT	GB	Attendance	Manager
Rockford RiverHawks	59	37	.615	-	103,140	Bob Koopmann
Gateway Grizzlies	56	38	.596	2.0	217,500	Danny Cox
River City Rascals	51	43	.543	7.0	185,333	Randy Martz
Springfield/Ozark Ducks	52	44	.542	7.0	67,028	Greg Tagert
Windy City ThunderBolts	37	57	.394	21.0	67,397	Steve Maddock
Mid-Missouri Mavericks	28	66	.298	30.0	45,511	Jack Clark/Jim Gentile

2004 FRONTIER LEAGUE PLAYOFFS**Division Series (best of 5)**

Evansville def. Washington (3 games to 0)

Rockford def. Gateway (3 games to 2)

Championship Series (best of 5)

Rockford def. Evansville (3 games to 0)

2004 FRONTIER LEAGUE CHAMPIONS - Rockford RiverHawks (1st FL title)**2004 POSTSEASON ALL-STARS/AWARDS**

C: Tony Cosentino	Chillicothe Paints
1B: Phil Warren	Gateway Grizzlies
2B: Brian Stoecklein	Washington Wild Things
3B: Greg Stevens	Gateway Grizzlies
SS: Adrian Gascon	Chillicothe Paints
OF: Rich Austin	Rockford RiverHawks
OF: Jack Headley	Washington Wild Things
OF: Fehlandt Lentini	Kalamazoo Kings
DH: Trevor Hall	Richmond Roosters
SP: Grant Williams	Evansville Otters
RP: Chad Sosebee	Richmond Roosters

Most-Valuable Player (Morgan Burkhart Award): Rich Austin, Rockford**Pitcher of the Year (Brian Tollberg Award):** Chad Sosebee, Richmond**Rookie of the Year (Jason Simontacchi Award):** Kevin White, Richmond**Manager of the Year (Roger Hanners Award):** John Massarelli, Washington**Citizen of the Year (Fran Riordan Award):** Darryl Blaze, Kalamazoo

2004 RECAP

In 2004, the League again took a dramatic jump in attendance. Nearly 1.3 million fans entered the turnstiles of Frontier League stadiums.

The Gateway Grizzlies led the charge, being the first team to draw over 200,000 fans in a single season and average more than 4,000 fans per night.

The League expanded its schedule to 96 games for the first time, with the majority of those games as intradivisional play. Also, the first round of playoffs was expanded to a best-of-5 game series.

The Rockford RiverHawks claimed their first League title, sweeping the Evansville Otters 3 games to 0. Rockford's Richard Austin was named the league's MVP.

2003 STANDINGS

EAST DIVISION	W	L	PCT	GB	Attendance	Manager
Chillicothe Paints	54	31	.635	-	58,755	Jamie Keefe
Washington Wild Things	54	34	.614	1.5	156,276	Jeff Isom
Evansville Otters	51	37	.580	4.5	116,028	Greg Jelks
Richmond Roosters	50	39	.562	6.0	51,210	Chris Mongiardo
Kalamazoo Kings	33	56	.371	23.0	127,198	Matt Sheets
Florence Freedom	27	61	.307	28.5	18,623	Tom Browning

WEST DIVISION	W	L	PCT	GB	Attendance	Manager
Gateway Grizzlies	50	38	.568	-	168,067	Danny Cox
Rockford RiverHawks	48	42	.533	3.0	88,570	Bob Koopmann
Kenosha Mammoths	47	42	.528	3.5	25,499	Greg Tagert
River City Rascals	43	47	.478	8.0	163,114	Marc Hill
Cook County Cheetahs	42	48	.467	9.0	60,481	Mike Moore
Mid-Missouri Mavericks	33	57	.367	18.0	75,589	M. Schlosser/ T. Torchia/A. Davila

2003 FRONTIER LEAGUE PLAYOFFS**Division Series (best of 3)**

Evansville def. Chillicothe (2 games to 1)

Gateway def. Washington (2 games to 0)

Championship Series (best of 5)

Gateway def. Evansville (3 games to 0)

2003 FRONTIER LEAGUE CHAMPIONS - Gateway Grizzlies (1st FL title)**2003 POSTSEASON ALL-STARS/AWARDS**

C: Josh Loggins	Washington Wild Things
1B: Darin Kinsolving	Chillicothe Paints
2B: Tony Coyne	Gateway Grizzlies
3B: Juan Downing	Evansville Otters
SS: Adrian Gascon	Chillicothe Paints
OF: Chris Carter	Kalamazoo Kings
OF: Michael Conner	River City Rascals
OF: Jake Whitesides	Mid-Missouri Mavericks
DH: Jay Coakley	Washington Wild Things
SP: Chris Spigner	Richmond Roosters
RP: Matt Schweitzer	Richmond Roosters

Most-Valuable Player (Morgan Burkhart Award): Josh Loggins, Washington**Pitcher of the Year (Brian Tollberg Award):** Chris Spigner, Richmond**Rookie of the Year (Jason Simontacchi Award):** Amad Stephens, Evansville**Manager of the Year (Roger Hanners Award):** Greg Jelks, Evansville**Citizen of the Year (Fran Riordan Award):** David Griffin, Evansville

2003 RECAP

2003 was a record year for the Frontier League at the turnstiles. It was the first time in league history that the league attracted more than 1.1 million fans.

The Gateway Grizzlies led the league in attendance, and also claimed the Championship en route to garnering the Organization of the Year award.

The All-Star Game was a huge success, and was televised by Fox Sports Midwest.

In 2003, the league entered three new markets. Canton relocated to Columbia, Missouri, Dubois County relocated to Kenosha, Wisconsin and Johnstown ended an eight-year run in the League by selling to Florence, Kentucky. The Florence club played their games in Hamilton, Ohio while their new stadium was constructed and ready for play in 2004.

Former Ohio Valley Redcoat Brendan Donnelly became the first former Frontier League player selected to the MLB All-Star Game. Donnelly, pitching for the Anaheim Angels, retired all three batters that he faced in the 8th inning and was the winning pitcher in the game.

2002 STANDINGS

EAST DIVISION	W	L	PCT	GB	Attendance	Manager
Washington Wild Things	56	28	.667	-	132,901	Jeff Isom
Richmond Roosters	53	31	.631	3.0	46,245	Fran Riordan
Kalamazoo Kings	46	38	.548	10.0	103,880	Woody Sorrell
Canton Coyotes	41	43	.488	15.0	30,971	Gregg Neuman
Chillicothe Paints	35	49	.417	21.0	67,452	Jamie Keefe
Johnstown Johnnies	30	54	.357	26.0	35,208	Kirk Taylor

WEST DIVISION	W	L	PCT	GB	Attendance	Manager
Dubois County Dragons	52	32	.619	-	35,592	Greg Tagert
Rockford RiverHawks	45	39	.536	7.0	86,842	Bob Koopmann
Cook County Cheetahs	40	44	.476	12.0	66,214	C. Epperson/D. Forsberg
River City Rascals	39	45	.464	13.0	162,597	Neil Fiala
Gateway Grizzlies	34	50	.405	18.0	92,819	Rich Sauget, Jr.
Evansville Otters	33	51	.393	19.0	88,585	Greg Jelks

2002 FRONTIER LEAGUE PLAYOFFS**Division Series (best of 3)**

Washington def. Kalamazoo (2 games to 0)

Richmond def. Dubois County (2 games to 1)

Championship Series (best of 5)

Richmond def. Washington (3 games to 1)

2002 FRONTIER LEAGUE CHAMPIONS - Richmond Roosters (2nd FL title)**2002 POSTSEASON ALL-STARS/AWARDS**

C: Shaun Argento	Washington Wild Things
1B: Fran Riordan	Richmond Roosters
2B: Ben Fjelland	Rockford RiverHawks
3B: Pichi Balet	Cook County Cheetahs
SS: Brad Hensler	Washington Wild Things
OF: Brody Jackson	River City Rascals
OF: Adam Olow	Dubois County Dragons
OF: Phil Willingham	Richmond Roosters
DH: Joe Gerber	Kalamazoo Kings
SP: Jared Howton	Washington Wild Things
RP: Robert Garvin	Washington Wild Things

Most-Valuable Player (Morgan Burkhardt Award): Phil Willingham, Richmond**Pitcher of the Year (Brian Tollberg Award):** Jared Howton, Washington**Rookie of the Year (Jason Simontacchi Award):** Phil Willingham, Richmond**Manager of the Year (Roger Hanners Award):** Jeff Isom, Washington**"Star of Stars" Award (overall statistical excellence):** Phil Willingham, Richmond

2002 RECAP

The Frontier League league again saw changes for the 2002 season. Rockford, the second-largest city in the state of Illinois, replaced Springfield. Washington, Pennsylvania was also added by purchasing the Canton Crocodiles. The Wild Things opened new Falconi Field with a bang as they established a League Record for wins in a single season and took the powerful East Division crown.

Also, Canton native Mark Haidet purchased the London franchise and moved it to Canton and Thurman Munson Stadium. The Richmond Roosters won their second consecutive Frontier League title, the first franchise to do repeat as league champions.

The league set a record for attendance by drawing in excess of 950,000 fans to its parks, and saw five more graduates reach the Major Leagues, as Zanesville's Terry Pearson made the Detroit Tigers roster, Ohio Valley's Brendan Donnelly was called up by the Anaheim Angels and eventually gained a World Series win, J.J. Trujillo advanced to the Padres, and the Cardinals called up both Jason Simontacchi and Matt Duff.

The Frontier League received national publicity in July, when media outlets such as The New York Times, the Washington Post, Fox Sports Radio, and Yahoo News covered the Home Run Derby that was used to break a tie in the All-Star Game at Kalamazoo. Footage of River City's Brody Jackson hitting the winning shot was featured as the Spotlight Segment on ESPN's SportsCenter the following night.

2001 STANDINGS

EAST DIVISION	W	L	PCT	GB	Attendance	Manager
Chillicothe Paints	51	33	.607	-	60,163	Jamie Keefe
Richmond Roosters	49	35	.583	2.0	42,976	Fran Riordan
Canton Crocodiles	47	37	.560	4.0	29,703	Jeff Isom
Johnstown Johnnies	44	40	.524	7.0	43,184	Mike Moore
London Werewolves	37	47	.440	14.0	42,061	Bruce Gray
Kalamazoo Kings	25	59	.298	26.0	103,031	W. Sorrell/A. McCauley

WEST DIVISION	W	L	PCT	GB	Attendance	Manager
Dubois County Dragons	48	36	.571	-	23,302	Greg Tagert
River City Rascals	46	38	.548	2.0	153,905	Neil Fiala
Springfield Capitals	45	39	.536	3.0	35,424	Dick Schofield
Evansville Otters	44	40	.524	4.0	90,948	Dan Shwam
Gateway Grizzlies	37	44	.457	9.5	28,898	Champ Summers
Cook County Cheetahs	28	53	.346	18.5	65,627	Chad Epperson

2001 FRONTIER LEAGUE PLAYOFFS**Division Series (best of 3)**

Chillicothe def. Canton (2 games to 1)

Richmond def. Dubois County (2 games to 1)

Championship Series (best of 5)

Richmond def. Chillicothe (3 games to 0)

2001 FRONTIER LEAGUE CHAMPIONS - Richmond Roosters (1st FL title)**2001 POSTSEASON ALL-STARS/AWARDS**

C: Adam Patterson	Chillicothe Paints
Chuck Van Robays	Johnstown Johnnies
1B: Fran Riordan	Richmond Roosters
2B: Kevin Connacher	Chillicothe Paints
3B: Brian Fuess	River City Rascals
Johnny Poss	Johnstown Johnnies
SS: Clay Snellgrove	Canton Crocodiles
OF: Jeremy Coronado	Evansville Otters
OF: Kirk Taylor	Johnstown Johnnies
OF: Jon Weber	Canton Crocodiles
DH: Steve Mitrovich	Richmond Roosters
SP: Rick Blanc	Chillicothe Paints
RP: Brian Partenheimer	Dubois County Dragons

Most-Valuable Player: Kirk Taylor, Johnstown**Pitcher of the Year:** Rick Blanc, Chillicothe**Manager of the Year:** Greg Tagert, Dubois County**"Star of Stars" Award (overall statistical excellence):** Kirk Taylor, Johnstown

2001 RECAP

In 2001, the Gateway Grizzlies and Kalamazoo Kings were added to the Frontier League. These additions gave the League 12 teams.

Gateway is based in Sauget, Illinois, a suburb east of St. Louis. They played their games in a temporary park in 2001, but opened a brand new \$6.5 million ballpark in 2002.

In Kalamazoo, a group of local businessmen led by automobile dealer Bill Wright brought baseball back in a big way. The Kings drew over 103,000 fans on their way to being named Frontier League Organization of the Year.

Overall, league attendance reached an all-time high of 719,000 fans.

The league saw its first former manager, Jack Clark of the River City Rascals, advance to the Major Leagues as the Hitting Coach for the Los Angeles Dodgers.

A tremendous pennant race that was settled on the last night of the season led to the Richmond Roosters claiming their first Frontier League crown.

2000 STANDINGS

EAST DIVISION	W	L	PCT	GB	Attendance	Manager
Johnstown Johnnies	48	36	.571	-	45,243	Mike Moore
London Werewolves	46	37	.554	1.5	58,547	Andy McCauley
Chillicothe Paints	42	40	.512	5.0	61,413	Roger Hanners
Richmond Roosters	40	43	.482	7.5	37,127	W. Sorrell/J. Cate
Canton Crocodiles	38	46	.452	10.0	25,123	D. Massarelli/J. Isom

WEST DIVISION	W	L	PCT	GB	Attendance	Manager
River City Rascals	46	36	.561	-	157,922	Neil Fiala
Evansville Otters	45	38	.542	1.5	78,126	Greg Tagert
Cook County Cheetahs	38	46	.452	9.0	70,205	C. Lee/R. LeFlore/ S. Maddock
Springfield Capitals	37	46	.446	9.5	43,340	Don Herron
Dubois County Dragons	35	47	.427	11.0	31,270	T. Wallace/F. Riordan

2000 FRONTIER LEAGUE PLAYOFFS**Division Series (best of 3)**

Johnstown def. London (2 games to 0)

Evansville def. River City (2 games to 0)

Championship Series (best of 5)

Johnstown def. Evansville (3 games to 1)

2000 FRONTIER LEAGUE CHAMPIONS - Johnstown Johnnies (2nd FL title)**2000 POSTSEASON ALL-STARS/AWARDS**

C: Sean Argento	Canton Crocodiles
1B: Fran Riordan	Dubois County Dragons
2B: Billy Bone	Springfield Capitals
3B: Brian Fuess	River City Rascals
SS: Geoff McCallum	London Werewolves
OF: Scott Marple	Dubois County Dragons
OF: Rick Nadeau	London Werewolves
OF: Kirk Taylor	Johnstown Johnnies
DH: Chris Gavriel	London Werewolves
SP: Ryan Bauer	River City Rascals
RP: Drew Thomas	Canton Crocodiles

Most-Valuable Player: Rick Nadeau, London**Pitcher of the Year:** Ryan Bauer, River City**Manager of the Year:** Mike Moore, Johnstown**"Star of Stars" Award (overall statistical excellence):** Rick Nadeau, London

2000 RECAP

The year 2000 propelled the Frontier League to even greater heights in publicity and notoriety, when in June, former Chillicothe Paint Brian Tollberg was called up to the Major Leagues by the San Diego Padres. Tollberg responded by winning the National League Player of the Week honors in his first week in the big leagues.

Six days after Tollberg, Frontier League legend Morgan Burkhart received his call to the Boston Red Sox. Burkhart singled in his first at-bat off of Baltimore's Mike Mussina.

Other great moments in 2000 included London's Brett Gray striking out a league record 25 batters on opening night. This almost unheard of feat drew national attention, and even saw memorabilia of the event going to the Baseball Hall of Fame in Cooperstown. Gray was signed by the Cincinnati Reds two days later.

There were also two no-hitters during the year, one by Chillicothe's Andy Lee, and the other by Johnstown's Matt Sheets.

The Johnstown Johnnies, who had barely played .500 ball in June, slugged their way to the league Championship. The River City Rascals also eclipsed their own league attendance record by attracting in excess of 157,000 fans.

1999 STANDINGS

EAST DIVISION	W	L	PCT	GB	Attendance	Manager
London Werewolves	54	30	.643	-	60,546	Andy McCauley
Chillicothe Paints	45	38	.542	8.5	61,249	Roger Hanners
Johnstown Johnnies	43	41	.512	11.0	57,529	Mal Fichman
Richmond Roosters	40	43	.482	13.5	47,976	John Cate
Canton Crocodiles	33	51	.393	21.0	50,295	D. Massarelli/C. Mongiardo/J. Zizzo

WEST DIVISION	W	L	PCT	GB	Attendance	Manager
Evansville Otters	43	41	.512	-	111,039	Greg Tagert
Dubois County Dragons	42	42	.500	1.0	35,690	Joe Pass
Cook County Cheetahs	41	43	.488	2.0	86,248	C. Walker/R. LeFlore
River City Rascals	39	45	.464	4.0	151,661	Jack Clark
Springfield Capitals	39	45	.464	4.0	53,503	Paul Fletcher

1999 FRONTIER LEAGUE PLAYOFFS**Division Series (best of 3)**

London def. Johnstown (2 games to 0)

Chillicothe def. Evansville (2 games to 1)

Championship Series (best of 3)

London def. Chillicothe (2 games to 0)

1999 FRONTIER LEAGUE CHAMPIONS - London Werewolves (1st FL title)**1999 POSTSEASON ALL-STARS/AWARDS**

C: Tony Giron	Johnstown Johnnies
1B: Scott Pinoni	Chillicothe Paints
2B: Joe Pass	Dubois County Dragons
3B: Chance Melvin	Chillicothe Paints
SS: Dalphie Correa	London Werewolves
OF: Steve Barningham	Springfield Capitals
OF: Shane Hopper	Johnstown Johnnies
OF: Rick Nadeau	London Werewolves
DH: Jason Kinchen	Richmond Roosters
SP: Tom Becker	Cook County Cheetahs
RP: John Oestreich	Dubois County Dragons

Most-Valuable Player: Scott Pinoni, Chillicothe**Pitcher of the Year:** John Oestreich, Dubois County**Manager of the Year:** Andy McCauley, London**"Star of Stars" Award (overall statistical excellence):** Scott Pinoni, Chillicothe

1999 RECAP

In spite of all of the tremendous on field exploits of 1998, it was the winter of 1999 that saw the greatest changes in the Frontier League and elevated it to another level. The league expanded by two teams, making for total of ten, by adding the River City Rascals and the Cook County Cheetahs. This was important because it took the league into major metropolitan areas (St. Louis and Chicago), and both franchises were building new facilities. These were the first facilities built specifically for Frontier League franchises.

The schedule expanded to 84 games and the River City Rascals in O'Fallon, Missouri, led the way in attendance reaching an unparalleled 151,000 fans. During the season, league attendance went to over 711,000 fans, more than ten times what it drew in 1993.

The Dubois County Dragons also entered the league in 1999 by purchasing the Ohio Valley Redcoats. This purchase also meant that only the Chillicothe Paints remained from the original eight franchises that began in 1993.

Also, the League became international in flavor by moving from Kalamazoo to London, Ontario, Canada. The Werewolves would set numerous team records on their way to becoming the 1999 Frontier League Champions.

1998 STANDINGS

EAST DIVISION	W	L	PCT	GB	Attendance	Manager
Chillicothe Paints	48	31	.608	-	71,782	Roger Hanners
Canton Crocodiles	41	38	.519	7.0	64,519	Theron Todd
Johnstown Steal	34	43	.442	13.0	45,447	Stephan Rapaglia
Ohio Valley Redcoats	26	52	.333	21.5	23,933	G. LeMaster/T. Waelchli

WEST DIVISION	W	L	PCT	GB	Attendance	Manager
Springfield Capitals	48	29	.623	-	52,889	Mal Fichman
Richmond Roosters	49	31	.613	0.5	39,978	John Cate
Evansville Otters	43	36	.544	6.0	88,259	Greg Tagert
Kalamazoo Kodiaks	25	54	.316	24.0	41,331	A. McCauley/A. Riffle

1998 FRONTIER LEAGUE PLAYOFFS**Division Series (best of 3)**

Chillicothe def. Canton (2 games to 1)

Springfield def. Evansville (2 games to 1)

Championship Series (best of 3)

Springfield def. Chillicothe (2 games to 1)

1998 FRONTIER LEAGUE CHAMPIONS - Springfield Capitals (2nd FL title)**1998 POSTSEASON ALL-STARS/AWARDS**

C: Pat Evans	Springfield Capitals
1B: Morgan Burkhart	Richmond Roosters
2B: Travis Gray	Evansville Otters
3B: Mitch House	Chillicothe Paints
SS: Keith Habig	Richmond Roosters
OF: Willie Edwards	Kalamazoo Kodiaks
OF: Gator McBride	Chillicothe Paints
OF: Kirk Taylor	Ohio Valley Redcoats
DH: Scott Pinoni	Chillicothe Paints
SP: Jason Simontacchi	Springfield Capitals
RP: Sean House	Springfield Capitals

Most-Valuable Player: Morgan Burkhart, Richmond**Pitcher of the Year:** Jason Simontacchi, Springfield**Manager of the Year:** John Cate, Richmond**1998 RECAP**

1998 probably saw the greatest level of overall talent of any year in Frontier League history to that point. Richmond's Morgan Burkhart established almost every single-season hitting record, including 36 homers in 80 games.

Other great players such as Chillicothe's Gator McBride, Scott Pinoni and Mitch House, and Springfield's Joe Ronca and Jason Simontacchi made the League extremely exciting.

The Springfield Capitals became the first franchise to win two championships.

1997 STANDINGS

EAST DIVISION	W	L	PCT	GB	Attendance	Manager
Johnstown Steal	47	33	.588	-	59,768	Hank Manning
Canton Crocodiles	45	35	.563	2.0	75,503	Mike Burton
Chillicothe Paints	41	38	.519	5.5	56,070	Roger Hanners
Ohio Valley Redcoats	21	59	.263	26.0	20,604	Pete Berrios

WEST DIVISION	W	L	PCT	GB	Attendance	Manager
Evansville Otters	46	33	.582	-	91,018	Greg Tagert
Richmond Roosters	43	37	.538	3.5	46,178	J. Cate/B. Richardson
Springfield Capitals	42	37	.532	4.0	44,219	Mal Fichman
Kalamazoo Kodiaks	33	46	.418	13.0	55,421	John Pacella

1997 FRONTIER LEAGUE PLAYOFFS**Division Series (best of 3)**

Canton def. Johnstown (2 games to 0)

Evansville def. Richmond (2 games to 1)

Championship Series (best of 3)

Canton def. Evansville (2 games to 0)

1997 FRONTIER LEAGUE CHAMPIONS - Canton Crocodiles (1st FL title)**1997 POSTSEASON ALL-STARS/AWARDS**

C: Jeff Uccello	Johnstown Steal
1B: Mitch House	Chillicothe Paints
2B: Don DeDonatis	Kalamazoo Kodiaks
3B: Mike Garner	Kalamazoo Kodiaks
SS: Keith Habig	Richmond Roosters
OF: Jackie Jempson	Chillicothe Paints
OF: Danny Johnson	Canton Crocodiles
OF: Joe Ronca	Springfield Capitals
DH: Morgan Burkhart	Richmond Roosters
SP: Mike Arner	Canton Crocodiles
RP: Randy Bromley	Johnstown Steal

Most-Valuable Player: Morgan Burkhart, Richmond**Pitcher of the Year:** Mike Arner, Canton**Manager of the Year:** Mike Burton, Canton**1997 RECAP**

Several major changes took place in the Frontier League rules in 1997 that led to a stronger level of competition in the league. First, the league went to an 80-game schedule. Second, the league allowed older players with more experience to play. It also allowed for players who were popular in their cities to play in the league for longer.

The Canton Crocodiles, who had replaced the Zanesville Greys franchise, won the Frontier League Championship in their inaugural season. The Evansville Otters were the first franchise to draw over 100,000 fans in a season, including their playoff games.

1996 STANDINGS

EAST DIVISION	W	L	PCT	GB	Attendance	Manager
Chillicothe Paints	48	26	.649	-	51,419	Roger Hanners
Zanesville Greys	41	33	.554	7.0	24,190	Eric Welch
Johnstown Steal	41	33	.554	7.0	61,575	Jim Coffman
Ohio Valley Redcoats	30	44	.405	18.0	30,248	Jim Procopio

WEST DIVISION	W	L	PCT	GB	Attendance	Manager
Springfield Capitals	39	35	.527	-	47,854	Mal Fichman
Richmond Roosters	39	35	.527	-	55,510	John Cate
Evansville Otters	34	40	.459	5.0	84,492	Fernando Arroyo
Kalamazoo Kodiaks	24	50	.324	15.0	62,331	Glenn Gulliver

1996 FRONTIER LEAGUE PLAYOFFS**Division Series (best of 3)**

Chillicothe def. Johnstown (2 games to 1)

Springfield def. Richmond (2 games to 1)

Championship Series (best of 3)

Springfield def. Chillicothe (2 games to 0)

1996 FRONTIER LEAGUE CHAMPIONS - Springfield Capitals (1st FL title)**1996 POSTSEASON ALL-STARS/AWARDS**

C: Jorge Melendez	Springfield Capitals
1B: Morgan Burkhart	Richmond Roosters
2B: Joe Pass	Richmond Roosters
3B: Mitch House	Chillicothe Paints
SS: Matt Reimer	Chillicothe Paints
OF: Gerald Bolden	Johnstown Steal
OF: Jackie Jempsen	Chillicothe Paints
OF: Marty Watson	Evansville Otters
DH: Scott Pinoni	Chillicothe Paints
SP: Matt Baxter	Zanesville Greys
RP: Terry Pearson	Zanesville Greys

Most-Valuable Player: Morgan Burkhart, Richmond**Pitcher of the Year:** Matt Baxter, Zanesville**Manager of the Year:** Roger Hanners, Chillicothe**1996 RECAP**

In 1996, two more cities were added to the Frontier League by purchasing and relocating existing franchises. They were Springfield, Illinois and Kalamazoo, Michigan. Again, with bigger markets and better stadiums, the league attendance took a major leap forward. The caliber of play also improved, and the geographical reach from which players were coming to the league also continued to expand.

The Springfield Capitals won the championship in their first season, but it was the third championship in a row for Manager Mal Fichman.

1995 STANDINGS

	W	L	PCT	GB	Attendance	Manager
Johnstown Steal	46	23	.667	-	67,167	Mal Fichman
Newark Bison	39	29	.574	6.5	21,309	John Pacella
Zanesville Greys	37	31	.544	8.5	25,515	Eric Welch
Richmond Roosters	38	32	.543	8.5	47,714	Larry Nowlin
Ohio Valley Redcoats	36	34	.514	10.5	21,093	Greg Tagert
Evansville Otters	31	38	.449	15.0	90,943	Boots Day
Portsmouth Explorers	28	41	.406	18.0	11,931	W. Albury/D. Hagy
Chillicothe Paints	21	48	.304	25.0	31,128	Roger Hanners

1995 FRONTIER LEAGUE PLAYOFFS**Division Series (best of 3)**

Zanesville def. Newark (2 games to 0)

Johnstown def. Richmond (2 games to 0)

Championship Series (best of 3)

Johnstown def. Zanesville (2 games to 0)

1995 FRONTIER LEAGUE CHAMPIONS - Johnstown Steal (1st FL title)**1995 POSTSEASON ALL-STARS/AWARDS**

C: Stoney Burke	Richmond Roosters
1B: Morgan Burkhart	Richmond Roosters
2B: Mark Johnson	Newark Bison
3B: Steve Ruckman	Richmond Roosters
SS: Robert Camarillo	Portsmouth Explorers
OF: Thurston Rockmore	Johnstown Steal
OF: Jeff Snyder	Portsmouth Explorers
OF: Mark Soto	Johnstown Steal
DH: Johnny Booker	Richmond Roosters
SP: Sean Hogan	Johnstown Steal
RP: Don Wolfe	Zanesville Greys

Most-Valuable Player: Mark Soto, Johnstown**Pitcher of the Year:** Don Wolfe, Zanesville**Manager of the Year:** John Pacella, Newark**1995 RECAP**

During the off-season between the 1994 and 1995 seasons, several changes took place that helped the Frontier League gain credibility and recognition. Teams were relocated to Richmond and Evansville, Indiana, as well as Johnstown, Pennsylvania. The stadiums were major upgrades to the caliber of fields that were in existence. The markets were larger and as a result, crowds that attended games were larger.

The Johnstown Steal won the 1995 title, and Evansville's attendance was greater than the entire league's attendance in 1993. The moves to Richmond and Evansville ultimately opened the door to the western expansion of the League.

1994 1st HALF STANDINGS

NORTH DIVISION	W	L	PCT	GB	Attendance	Manager
Ohio Valley Redcoats	26	8	.764	-	-	Greg LeMaster
Erie Sailors	20	14	.588	6.0	-	Mal Fichman
Zanesville Greys	16	13	.552	7.5	-	Tom Venditelli
Newark Buffalos	12	19	.387	12.5	-	Mike Hannah

SOUTH DIVISION	W	L	PCT	GB	Attendance	Manager
Chillicothe Paints	17	16	.515	-	-	Roger Hanners
Portsmouth Explorers	13	17	.433	2.5	-	Ralph Cole
Kentucky Rifles	12	21	.364	5.0	-	Wayne Albury
Lancaster Scouts	10	20	.333	5.5	-	George Spencer

1994 2nd HALF STANDINGS

NORTH DIVISION	W	L	PCT	GB	Attendance	Manager
Ohio Valley Redcoats	24	9	.727	-	24,402	Greg LeMaster
Erie Sailors	22	11	.667	2.0	64,355	Mal Fichman
Zanesville Greys	19	15	.559	6.5	19,178	Tom Venditelli
Newark Buffalos	14	18	.438	9.5	44,910	Mike Hannah

SOUTH DIVISION	W	L	PCT	GB	Attendance	Manager
Chillicothe Paints	16	18	.471	-	32,808	Roger Hanners
Lancaster Scouts	15	19	.441	1.0	7,055	George Spencer
Kentucky Rifles	12	20	.375	3.0	12,803	Wayne Albury
Portsmouth Explorers	11	21	.344	4.0	10,717	Ralph Cole

1994 FRONTIER LEAGUE PLAYOFFS**Division Series (best of 3)**

Erie def. Ohio Valley (2 games to 0)

Lancaster def. Chillicothe (2 games to 1)

Championship Series (best of 3)

Erie def. Lancaster (2 games to 0)

1994 FRONTIER LEAGUE CHAMPIONS - Erie Sailors (1st FL title)**1994 POSTSEASON ALL-STARS/AWARDS**

C: Jason Moore	Chillicothe Paints
1B: Darrell Fatzinger	Ohio Valley Redcoats
2B: Dan Bartolomeo	Portsmouth Explorers
3B: Steve Ruckman	Newark Buffalos
SS: Andy Sreboski	Ohio Valley Redcoats
OF: Joe Miller	Portsmouth Explorers
OF: Corey Morris	Ohio Valley Redcoats
OF: Scott Pagano	Ohio Valley Redcoats
DH: Robbie Robertson	Erie Sailors
RHP: Jim Knight	Erie Sailors
LHP: Joe Fushey	Newark Buffalos
RP: Brad Keely	Ohio Valley

Most-Valuable Player: Corey Morris, Ohio Valley**Pitcher of the Year:** Jim Knight, Erie**Manager of the Year:** Greg LeMaster, Ohio Valley

1994 RECAP

Prior to the 1994 season, the owners of the Frontier League made a commitment to move forward and they hired Bill Lee as the first Frontier League Commissioner. Lee had been in the professional sports business since 1980, and the owners hoped he could help the league grow and flourish in the future.

The league got through the 1994 season with all eight teams intact. Outfielder Kendra Hanes became the first woman in modern history to play professional baseball, appearing in ten games for the Kentucky Rifles.

Ohio Valley's .746 winning percentage (50-17 record) remains the best single-season mark in league history, while the Redcoats' Corey Morris was named Most Valuable Player by putting up one of the most dominant offensive seasons in league history, hitting .394 with 19 home runs, 63 RBI, and 21 stolen bases in 66 games.

The Erie Sailors won the Frontier League Championship, and the future was looking brighter.

1993 1st HALF STANDINGS

EAST DIVISION	W	L	PCT	GB
Kentucky Rifles	17	9	.554	-
Ohio Valley Redcoats	15	14	.517	3.5
Portsmouth Explorers	10	16	.357	8.0
West Virginia Coal Sox*	3	7	.300	x

WEST DIVISION	W	L	PCT	GB
Zanesville Greys	18	11	.621	-
Chillicothe Paints	14	15	.483	4.0
Lancaster Scouts	14	16	.467	4.5
Tri-State Tomahawks*	5	6	.455	x

1993 2nd HALF STANDINGS

EAST DIVISION	W	L	PCT	GB
Ohio Valley Redcoats	14	8	.638	-
Portsmouth Explorers	10	13	.434	4.5
Kentucky Rifles	10	14	.415	5.0

WEST DIVISION	W	L	PCT	GB
Zanesville Greys	17	6	.739	-
Chillicothe Paints	11	12	.478	6.0
Lancaster Scouts	6	17	.320	10.0

*- West Virginia and Tri-State withdrew from the league

1993 FRONTIER LEAGUE PLAYOFFS**Championship Series (best of 3)**

Zanesville def. Ohio Valley (2 games to 0)

1994 FRONTIER LEAGUE CHAMPIONS - Zanesville Greys (1st FL title)

1993 AWARDS

Most-Valuable Player: Kyle Shade, Zanesville

Pitcher of the Year: Tom Crowley, Zanesville

Manager of the Year: Tom Venditelli, Zanesville

1993 RECAP

On June 30, 1993, the Frontier League played its first games, with Tri-State hosting West Virginia, Kentucky hosting Ohio Valley, Zanesville hosting Lancaster, and Chillicothe hosting Portsmouth. Two weeks into the inaugural season, Tri-State and West Virginia folded their operations, and the remaining six owners fought to keep the league above water. They made it through that first year with six teams, and immediately began to make plans for 1994 by adding teams in Newark, Ohio and Erie, Pennsylvania.

Portsmouth's Jim Ridenour was the first player to sign with a MLB organization, as the Chicago White Sox picked up the catcher during the Explorers' spring training, while Chillicothe's Buck Wells was the first player to be signed during the season.

Chillicothe's VA Memorial Stadium hosted the first All-Star Game, which the West Division won 3-2 on August 2. The Zanesville Greys were the first champion, and swept the post-season awards as well, with Kyle Shade as MVP, Tom Crowley as Pitcher of the Year, Tom Venditelli as Manager of the Year, and Bob Wolfe as Executive of the Year.

ORIGIN OF THE FRONTIER LEAGUE

In the winter of 1992-1993, several men got together and decided to start an independent professional baseball league to serve the West Virginia, eastern Kentucky and southeast Ohio areas. They believed they could bring professional baseball to areas that would never have a chance of affiliated professional baseball coming to their communities. The seed was planted, and they named their project The Frontier League.

These founders approached business people and interested individuals in many different cities to own and operate the franchises. College players quickly heard of the fledgling league and mostly came from the midwest and east coast to chase their dreams of playing pro ball. The Lancaster Scouts chose left-handed pitcher Chris Smithers out of Valdosta State University with the first pick in the inaugural Frontier League Draft, and the Frontier League was born, playing their inaugural season in 1993.

HISTORY OF THE CAN-AM LEAGUE

The Can-Am League was created when the Northeast League was renamed in 2005. The Northeast League was formed in 1995 and played four seasons as an independent league. At the end of the 1998 season, the Northeast League was merged with the Northern League and became that league's East Division. Although the East Division did not play the teams that were already in the Northern League during the regular season, the respective divisions played each other in an all-star game every summer, and in a league championship series every fall from 1999 until 2002. The Northeast League became its own entity again for the 2003 season and continued play for one additional year before the renaming of the league.

The Allentown Ambassadors folded days before the 2004 season began, forcing the Northeast League to field a traveling team called the Aces. For the 2005 season, the Northeast League accepted the Worcester Tornadoes as a new eighth team. However, three weeks before the start of the 2005 season, the Bangor Lumberjacks folded, forcing the team to create another traveling team, this time called The Grays.

The league operated a traveling team whenever necessary to provide an even number of teams. However, doing so forced the other franchises to host more home games to provide a season of the same length. To obviate such disruptive last-minute schedule changes in the future, the Northeast League adopted a new charter, giving the league new powers to ensure that its franchises were solvent, and renamed itself the Canadian-American Association.

For 2006, the Can-Am League added two teams. The new Sussex Skyhawks replaced the Elmira Pioneers, which moved into the amateur New York Collegiate Baseball League; and the Nashua Pride joined the league from the Atlantic League. There were now eight teams without a traveling team.

For 2007, the Atlantic City Surf joined from the Atlantic League, and the league re-established The Grays, after a year of dormancy, as a tenth team. At the end of that season, both the New Haven County Cutters and the North Shore Spirit suspended operations, reducing the league to eight teams. Many New Haven player contracts were sold to Nashua, while many Spirit players were placed on waivers.

For 2008, Ottawa, which had lost its franchise in the International League, joined the Can-Am League as the Rapidz, an eighth franchise, displacing the Grays. After the 2008 season, Rapidz management declared bankruptcy. The league declared its intention to operate the Ottawa franchise in 2009. The league changed the team's name back to Rapids, a spelling used during the team's founding (Rapides in French). Later, however, the Commissioner stated the need for a "fresh start" and opened a contest to select a new name for the team. The winning name was "Voyageurs". Still later, the Atlantic City franchise was terminated, as a sale fell through.

On March 30, 2009, the league announced that it would shrink to six teams rather than having two league-operated teams. The Nashua Pride franchise was sold, and was known

HISTORY OF THE CAN-AM LEAGUE, cont.

in 2009 as the American Defenders of New Hampshire because of the military tie-ins of its new ownership group. During the 2009 season the Defenders were locked out of Holman Stadium and forced to play their last home games on the road, bringing doubt to the future of baseball in Nashua. The Québec Capitales would go on to win their second League Championship.

On December 19, 2009, league directors preliminarily gave approval to transfer the membership of the American Defenders of New Hampshire from Nashua, New Hampshire, to Pittsfield, Massachusetts for play in the 2010 season. Final approval was granted by the city for use of Wahconah Park on February 1. The ownership group headed by Buddy Lewis had a lease on Wahconah Park for a team in the New England Collegiate Baseball League, and transferred the current lease for play in the Can-Am League. Dan Duquette, current Executive Vice-President of Baseball Operations for the Baltimore Orioles, was also part of the ownership group, which is known as Boston Baseball All-Stars LLC. The team was renamed the Pittsfield Colonials.

After the 2010 season the Sussex franchise was folded after its ownership group decided to focus its resources on the New Jersey Jackals, their primary team, and could not find a buyer. In its place, the league awarded the Rockland Boulders a franchise, added the Newark Bears from the Atlantic League, and formed the New York Federals as a traveling team. Pittsfield's franchise charter was rescinded after the 2011 season and the Colonials folded after ownership could not find partners.

The Brockton Rox moved to the Futures Collegiate Baseball League after the 2011 season. At the end of the 2012 season the Worcester charter was rescinded, and the league decided to try to find new owners for the Tornados, but failed to do so and awarded the franchise instead to a Trois-Rivières, Quebec, group. Beginning in 2012, Can-Am League clubs played 18 to 20 games per season against opponents from the American Association of Independent Professional Baseball, with which it shares a commissioner. After the 2013 season, Newark announced it would not compete in the 2014 season and the team was eventually folded altogether.

In 2014, the Can-Am League announced that a fifth team, based in Ottawa, would join the league for 2015. The league later announced it would be returning to Sussex County, New Jersey as well, and announced that a traveling team would join the Ottawa Champions and the Sussex County Miners to create a balanced schedule and continued to include matchups with the American Association. Interleague play ended after the 2015 season, though the Can-Am League continued to send players to the American Association's All-Star Game.

Starting with the 2015 season, the league hosted international clubs as part of its regular season schedule. Each of the regular clubs of the league played a series of 3 or 4 games against these international teams and the results of those games counted in the regular season standings. Over the years, the league hosted teams from Cuba, Japan and the Dominican Republic.

On October 16, 2019, the independent Frontier League announced that it was merging with the Can-Am League for the 2020 season. New Jersey, Sussex County, Québec, and Trois-Rivières all joined, as did a renamed Rockland franchise (now known as the New York Boulders). The Ottawa Champions were left out of the expanded league for 2020, but the Frontier League granted the Ottawa Titans as an expansion franchise to begin play in 2022.

NOTABLE CAN-AM LEAGUE ALUMNI

RHP Tim Adleman (New Jersey, 2013)

LHP Andrew Albers (Québec, 2010)

LHP Craig Breslow (New Jersey, 2004)

OF Stephen Cardullo (Rockland, 2013–15)

OF Chris Colabello (Worcester, 2005–11; Nashua, 2007)

RHP Steve Delabar (Brockton, 2008–09)

RHP Wilmer Font (Ottawa Champions, 2015–16)

RHP Luis García (Newark, 2012)

Umpire Adam Hamari (2006)

RHP Jeff Harris (Québec, 2003–04)

RHP Mat Latos (New Jersey, 2018)

1B John Lindsey (New Jersey, 2005–06)

Umpire Will Little (2007)

RHP Stu Pomeranz (New Jersey, 2009)

RHP Ken Ray (North Shore, 2005)

LHP Raúl Valdés (New Jersey/Nashua, 2006)

RHP Joe Winkelsas (Grays, 2005)

CAN-AM LEAGUE CHAMPIONS

2005: Worcester Tornadoes over Québec Capitales, 3–0

2006: Québec Capitales over Brockton Rox, 3–2

2007: Nashua Pride over North Shore Spirit, 3–0

2008: Sussex Skyhawks over Québec Capitales, 3–0

2009: Québec Capitales over Worcester Tornadoes, 3–1

2010: Québec Capitales over Pittsfield Colonials, 3–1

2011: Québec Capitales over New Jersey Jackals, 3–1

2012: Québec Capitales over New Jersey Jackals, 4–1

2013: Québec Capitales over New Jersey Jackals, 4–3

2014: Rockland Boulders over New Jersey Jackals, 4–2

2015: Trois-Rivières Aigles over New Jersey Jackals, 3–2

2016: Ottawa Champions over Rockland Boulders, 3–2

2017: Québec Capitales over Rockland Boulders, 3–0

2018: Sussex County Miners over Québec Capitales, 3–1

2019: New Jersey Jackals over Sussex County Miners, 3–1

SINGLE-SEASON INDIVIDUAL LEADERS

HITTING RECORDS**BATTING AVERAGE [min. 260 plate appearances]**

1.	Pichi Balet	2002	Cook County	.405
2.	Morgan Burkhart	1998	Richmond	.404
3.	Gator McBride	1998	Chillicothe	.403
4.	Corey Morris	1994	Ohio Valley	.394
5.	Scott Pinoni	1996	Chillicothe	.3843
6.	Scott Pagano	1994	Ohio Valley	.3836

ON-BASE PERCENTAGE [min. 260 plate appearances]

1.	Morgan Burkhart	1998	Richmond	.557
2.	Ryan Still	2012	Traverse City	.510
3.	Thomari Story-Harden	2005	Mid-Miss./Gateway	.500
4.	Corey Morris	1994	Ohio Valley	.498
5.	Scott Pinoni	1999	Chillicothe	.497
6.	Rich Austin	2004	Rockford	.489

SLUGGING PERCENTAGE [min. 260 plate appearances]

1.	Morgan Burkhart	1998	Richmond	.861
2.	Corey Morris	1994	Ohio Valley	.753
3.	Gino Kinchen	1999	Richmond	.7142
4.	Jeffry Parra	2022	Québec	.7138
5.	Keith Habig	1998	Richmond	.709
6.	Gator McBride	1998	Chillicothe	.679

RUNS SCORED

1.	David Vinsky	2022	New York	98
2.	Morgan Burkhart	1998	Richmond	97
t-3.	Jake McKenzie	2022	New York	92
	Brantley Bell	2022	Tri-City	
t-5.	Taylor Ard	2015	River City	88
	Dustin Roberts	2007	Gateway	

HITS

1.	Jose Rodriguez	2005	Chillicothe	144
2.	Pete Pirman	2005	Kalamazoo	142
3.	Santiago Chirino	2017	Normal	141
4.	Brantley Bell	2022	Tri-City	138
5.	Santiago Chirino	2018	Normal	137
t-6.	David Vinsky	2022	New York	135
	Grant DeBruin	2014	Joliet	
	Joe Anthonson	2008	Rockford	

DOUBLES

t-1.	Andrew Davis	2011	Lake Erie	39
	Travis Garcia	2005	Ohio Valley	
3.	Ian Church	2006	Kalamazoo	38
4.	Wes Long	2007	Windy City	36
t-5.	Josh Allen	2016	Evansville	34
	Joe Ramos	2007	Kalamazoo	

SINGLE-SEASON INDIVIDUAL LEADERS, CONT.

TRIPLES

1.	Chase Dawson	2022	Schaumburg	24
2.	Chris Sidick	2006	Washington	16
t-3.	Jake Whitesides	2003	Mid-Missouri	11
	Steve Barmingham	1999	Springfield	
t-5.	Gilberto Mejia	2009	Windy City	10
	Danny Vasquez	1998	Johnstown	

HOME RUNS

1.	Morgan Burkhart	1998	Richmond	36
2.	Denis Phipps	2022	Tri-City	33
3.	Jeffry Parra	2022	Québec	32
t-4.	Chad Cregar	2012	Windy City	31
	Jacob Dempsey	2009	Washington	
	Joey Metropoulos	2009	Southern Illinois	
	Ian Church	2006	Kalamazoo	

RUNS BATTED IN

t-1.	Jose Vargas	2012	Traverse City	100
	Pete Pirman	2005	Kalamazoo	
t-3.	Morgan Burkhart	1998	Richmond	98
	Scott Pinoni	1998	Chillicothe	
5.	Chris Kwitzer	2022	New York	96
6.	Jacob Dempsey	2009	Washington	95

WALKS

1.	Ryan Still	2012	Traverse City	110
2.	Eric Williams	2012	River City	104
3.	Ryan Still	2013	Traverse City	101
4.	Alec Craig	2022	Schaumburg	92
5.	Eric Williams	2014	River City	90
6.	Eric Williams	2013	River City	88

STRIKEOUTS

1.	Jeff Flagg	2012	Traverse City	142
2.	Brandon Cohen	2010	Evansville/Florence	140
3.	Chris Sweeney	2015	Evansville	138
4.	Brian Kirby	2004	Springfield-Ozark	127
5.	Mike Russell	2008	Kalamazoo	126
t-6.	4 players tied			120

STOLEN BASES

1.	Darian Sandford	2012	S. Illinois/Washington	71
2.	Don DeDonatis	1997	Kalamazoo	65
3.	Coco Johnson	2017	Windy City	57
4.	Doug Schutt	2006	Windy City	56
t-5.	Brandon Anderson	2011	Windy City	53
	Scott Pagano	1994	Ohio Valley	

SACRIFICE HITS

t-1.	Chris Wade	2011	Windy City	21
	Steve Young	2006	Traverse City	
t-3.	Greg Fontenot	2011	Evansville	19
	Mike Torres	2011	Windy City	
	Greg Stone	2008	River City	
6.	Dale Mueller	2006	Evansville	18

SINGLE-SEASON INDIVIDUAL LEADERS, CONT.

SACRIFICE FLIES

1.	Rico Santana	2004	Rockford	14
2.	Zach Aakhus	2011	Windy City	13
t-3.	Austin Dennis	2022	New York	12
	Brad Miller	2009	Southern Illinois	
t-5.	Bralin Jackson	2021	Washington	11
	Carter Bell	2016	Joliet	
	Jeffrey Ronevich	1994	Zanesville	

HIT-BY-PITCHES

t-1.	Brylie Ware	2022	Joliet	38
	Junior Arrojo	2013	Florence	
3.	Junior Arrojo	2011	Florence	34
t-4.	Jackie Urbaez	2022	Ottawa	33
	Junior Arrojo	2012	Florence	
t-6.	T.J. White	2022	Québec	29
	Anthony Slagle	2005	River City	
	Josh Sanchez	2005	Florence	

PITCHING RECORDS**APPEARANCES**

1.	Patrick Crider	2014	River City	65
2.	Mike Devine	2015	Lake Erie	60
3.	Nick Kennedy	2014	River City	58
4.	Patrick Crider	2011	Evansville	55
t-5.	Liam Ohlmann	2010	Florence	54
	Brian Beuning	2005	Kalamazoo	

STARTS

1.	Dustin Williams	2011	Windy City	23
t-2.	Paul Fagan	2012	Lake Erie	22
	Paul Fagan	2011	Lake Erie	
	Josh Roberts	2011	Lake Erie	
	Kevin Reese	2010	Traverse City	
	Everett Saul	2009	Florence	
	Andy Polk	2008	Chillicothe	
	Tom Cochran	2006	Washington	

WINS

1.	John Martinez	2005	Chillicothe	16
2.	Scott Dunn	2013	Traverse City	15
t-3.	Zac Westcott	2021	Southern Illinois	14
	Paul Fagan	2009	Lake Erie	
	Erik Dessau	2007	Gateway	
	Aaron Ledbetter	2007	Washington	

LOSSES

1.	Will Anderson	2017	Gateway	14
2.	Jacob Liedka	2012	Normal	13
t-3.	Keegan Long	2019	Joliet	11
	Reinaldo Lopez	2017	Traverse City	
	Austin Wright	2015	Windy City	
	Matt Wickswat	2013	Windy City	
	Paul Fagan	2011	Lake Erie	
	<i>8 more tied w/11</i>			

SINGLE-SEASON INDIVIDUAL LEADERS, CONT.

SAVES

1.	Jonathan Kountis	2014	Washington	32
t-2.	Gabe Shaw	2014	River City	28
	Ryan Quigley	2011	Joliet	
t-4.	Brian Loconsole	2017	Windy City	27
	Jorge Marban	2013	Florence	
t-6.	Gabe Shaw	2013	River City	26
	P.J. Zocchi	2010	Oakland County	
	Matt Petty	2007	Windy City	

COMPLETE GAMES

t-1.	Tony Harden	2000	Springfield	9
	Matt Sheets	2000	Johnstown	
t-3.	Trevor Foss	2016	Washington	8
	Jarod Smith	1996	Evansville	
t-5.	Kyle Wright	2009	Rockford	7
	Brandon Smith	2005	Gateway	
	John Martinez	2005	Chillicothe	
	<i>4 more tied w/7</i>			

SHUTOUTS

1.	Mike Recchia	2012	Windy City	5
t-2.	Tony Casoli	2006	Traverse City	4
	Grant Williams	2004	Evansville	
	Chris Spigner	2003	Richmond	
	Ben Ally	2003	Washington	
t-6.	Reinaldo Lopez	2018	Traverse City	3
	Juan Caballero	2017	Lake Erie	
	<i>15 more tied w/3</i>			

INNINGS PITCHED

1.	John Martinez	2005	Chillicothe	159.0
2.	Mark Brackman	2010	Gateway	152.2
3.	Mike Recchia	2012	Windy City	150.1
4.	Tim Brown	2012	Gateway	150.0
5.	Matt Schweitzer	2005	Richmond	149.0
6.	Garrett Bauer	2008	Rockford	148.0

STRIKEOUTS

1.	Mike Recchia	2012	Windy City	177
2.	Dustin Williams	2011	Windy City	157
3.	Jason Shelley	2002	Rockford	156
4.	Ryan Bird	2008	Southern Illinois	152
5.	Garrett Bauer	2008	Rockford	151
6.	Nick Renault	2005	Mid-Missouri	145

WALKS

1.	Tyler Stovall	2012	Normal	91
2.	Justin D'Alessandro	2015	Frontier Greys	80
3.	Michael Schweiss	2016	Normal	79
4.	Garrett Bauer	2008	Rockford	78
5.	Scott Kelley	2011	Evansville	76
6.	Jordan Barrett	2021	Gateway	75

SINGLE-SEASON INDIVIDUAL LEADERS, CONT.

RUNS ALLOWED

1.	Joe DiPietro	2010	Kalamazoo	99
2.	Nathan Melek	2009	Gateway	98
3.	Randy Eversgerd	1999	River City	97
t-4.	Sam Belisle-Springer	2022	Trois-Rivières	91
	Mark Brackman	2009	Gateway	
	Ryan Childs	2005	Ohio Valley	

EARNED RUNS ALLOWED

1.	Joe DiPietro	2010	Kalamazoo	87
2.	Sam Belisle-Springer	2022	Trois-Rivières	85
3.	Jason Robinson	1997	Kalamazoo	82
t-4.	Ryan Childs	2005	Ohio Valley	80
	Randy Eversgerd	1999	River City	
6.	Nathan Melek	2009	Gateway	79

HITS ALLOWED

1.	Jamie Irving	1998	Johnstown	176
2.	Matt Schweitzer	2005	Richmond	169
3.	Joe DiPietro	2010	Kalamazoo	165
t-4.	John Martinez	2005	Chillicothe	163
	Mike Dennison	2005	Florence	
6.	Kevin Reese	2010	Traverse City	161

WILD PITCHES

1.	Jerry Waller	1998	Kalamazoo	21
2.	Steve Maas	1996	Kalamazoo	20
t-3.	Tyler Lavigne	2011	Normal	18
	Layne Meyer	2002	Gateway	
5.	Bobby Shore	2015	Frontier Greys	17
6.	Trevor Richards	2015	Gateway	16

HIT BATTERS

1.	Paul Fagan	2012	Lake Erie	23
2.	Brandon Smith	2005	Gateway	22
t-3.	Brett Lysander	2009	Lake Erie	21
	Marty Wiesler	2008	Chillicothe	
5.	T.J. Donovan	2000	Johnstown	20
6.	Jake Renshaw	2011	Joliet	17

EARNED RUN AVERAGE - "STARTERS" (min. 96 innings pitched)

1.	Kurt Hartfelder	2006	Chillicothe	1.67
2.	Josh Tomsu	2003	Rockford	1.71
3.	Miguel Cienfuegos	2022	Québec	1.79
4.	Adam Lopez	2015	Southern Illinois	1.86
5.	Jared Howton	2002	Evansville	1.89
6.	Joe Augustine	2010	Southern Illinois	1.97

EARNED RUN AVERAGE - "RELIEVERS" (min. 48 innings pitched)

1.	Geoff Bramblett	2019	Gateway	0.50
2.	Nick Capito	2013	Traverse City	0.71
3.	Jason Shelley*	2003	Rockford	0.851
4.	Augie Gallardo	2019	Lake Erie	0.854
5.	Michael Click	2013	Windy City	0.90
6.	Taylor Wright	2019	Evansville	0.92

* - did not have the innings to qualify for "starters" ERA (10 starts, 74.0 innings pitched)

CAREER INDIVIDUAL LEADERS

HITTING RECORDS**GAMES PLAYED**

1.	Santiago Chirino	Normal, '13-'18; New Jersey, '21-'22	716
2.	Chris Sidick	Washington, 2005-11	588
3.	Mike Torres	Windy City, 2010-15	565
4.	Andrew Davis	Lake Erie, 2009-14	545
5.	Charlie Lisk	Windy City, '06; Gateway, '07-'11; River City, '12	531

BATTING AVERAGE [min. 500 plate appearances]

1.	Kyle Robinson	Windy City, 2013-14	.357
2.	Scott Pinoni	Chillicothe, 1996, 1998-99	.355
3.	Keith Habig	Richmond, 1997-98	.354
4.	Morgan Burkhart	Richmond, 1995-98	.353
5.	Jason James	Rockford, '06-09, '11; Windy City, '11	.347

ON-BASE PERCENTAGE [min. 500 plate appearances]

1.	Morgan Burkhart	Richmond, 1995-98	.480
2.	Keith Habig	Richmond, 1997-98	.454
3.	Nick Ward	Washington, 2021-22	.449
4.	Ryan Still	Evansville, '11; Traverse City, '12-'13	.447
5.	Mitch House	Chillicothe, 1996-98	.442

SLUGGING PERCENTAGE [min. 500 plate appearances]

1.	Morgan Burkhart	Richmond, 1996-98	.676
2.	Scott Pinoni	Chillicothe, 1996, 1998-99	.625
3.	Josh Rehwaldt	New Jersey, 2021-22	.620
4.	Keith Habig	Richmond, 1997-98	.613
5.	Taylor Ard	River City, 2014-15	.609

RUNS SCORED

1.	Santiago Chirino	Normal, '13-'18; New Jersey, '21-'22	440
2.	Chris Sidick	Washington, 2005-11	414
3.	Stephen Holdren	Rockford/Windy City, '06; Gateway, '07-'09; S. Illinois, '09, River City, '10-'11	388
4.	Charlie Lisk	Windy City, '06; Gateway, '07-'11; River City, '12	362
5.	Mike Torres	Windy City, 2010-15	338

HITS

1.	Santiago Chirino	Normal, '13-'18; New Jersey, '21-'22	907
2.	Chris Sidick	Washington, 2005-11	635
3.	Mike Torres	Windy City, 2010-15	611
4.	Andrew Davis	Lake Erie, 2009-14	606
5.	Charlie Lisk	Windy City, '06; Gateway, '07-'11; River City, '12	572

DOUBLES

1.	Santiago Chirino	Normal, '13-'18; New Jersey, '21-'22	140
2.	Andrew Davis	Lake Erie, 2009-14	139
3.	Jose Vargas	Traverse City, 2011-16	122
4.	Travis Garcia	Ohio Valley, '05; Chillicothe, '06-'08	115
5.	Stephen Holdren	Rockford/Windy City, '06; Gateway, '07-'09; S. Illinois, '09, River City, '10-'11	106

CAREER INDIVIDUAL LEADERS, CONT.

TRIPLES

1.	Chris Sidick	Washington, 2005-11	56
2.	Chase Dawson	Schaumburg, 2019, 2021-22	34
t-3.	Hector Roa	Washington, 2017-19, 2021-22	24
	Gilberto Mejia	Windy City, 2007-10	
t-5.	Josh Allen	Evansville, 2014-17, 2021	20
	Jose Vargas	Traverse City, 2011-16	
	Brandon Anderson	Kalamazoo, '07-'09, Windy City, '10-'11, Rockford, '12	

HOME RUNS

1.	Charlie Lisk	Windy City, '06; Gateway, '07-'11, River City, '12	127
2.	Stephen Holdren	Rockford/Windy City, '06; Gateway, '07-'09; S. Illinois, '09; River City, '10-'11	100
3.	Morgan Burkhart	Richmond, 1995-98	86
4.	Jose Vargas	Traverse City, 2011-16	84
5.	Mike Breyman	Gateway, 2004-08	82

RUNS BATTED IN

1.	Charlie Lisk	Windy City, '06; Gateway, '07-'11, River City, '12	442
2.	Andrew Davis	Lake Erie, 2009-14	387
3.	Jose Vargas	Traverse City, 2011-16	360
4.	Stephen Holdren	Rockford/Windy City, '06; Gateway, '07-'09; S. Illinois, '09; River City, '10-'11	351
5.	Santiago Chirino	Normal, '13-'18; New Jersey, '21-'22	334

WALKS

1.	Eric Williams	River City, 2011-14	420
2.	Chris Sidick	Washington, 2005-11	328
3.	Stephen Holdren	Rockford/Windy City, '06; Gateway, '07-'09; S. Illinois, '09; River City, '10-'11	310
4.	Mike Torres	Windy City, 2010-15	290
5.	Andrew Davis	Lake Erie, 2009-14	278

STRIKEOUTS

1.	Charlie Lisk	Windy City, '06; Gateway, '07-'11, River City, '12	499
2.	Hector Roa	Washington, 2017-19, 2021-22	417
3.	Connor Oliver	Lake Erie, '16-'17, '21; Riv. City/Trav. City, '18; Schaumburg, '19, Sussex Co. '22	400
4.	Stephen Holdren	Rockford/Windy City, '06; Gateway, '07-'09; S. Illinois, '09; River City, '10-'11	394
5.	Jose Vargas	Traverse City, 2011-16	381

STOLEN BASES

1.	Doug Schutt	Gateway, '03; Rockford, '03-'05, Windy City, '05-'06	178
2.	Chris Sidick	Washington, 2005-11	166
3.	Mike Torres	Windy City, 2010-15	153
t-4.	Darian Sandford	S. Illinois, '12; Washington, '12-'13; Joliet, '13-'14	139
	Gilberto Mejia	Windy City, 2007-10	

CAREER INDIVIDUAL LEADERS, CONT.

SACRIFICE HITS

1.	Johnny Morales	River City, 2013-17	67
2.	Mike Torres	Windy City, 2010-15	66
3.	Greg Stone	Florence, '05-'07; River City, '08	50
4.	Santiago Chirino	Normal, '13-'18; New Jersey, '21-'22	47
5.	Steve Young	Traverse City, 2006-08	45

SACRIFICE FLIES

1.	Andrew Davis	Lake Erie, 2009-14	36
2.	Jose Vargas	Traverse City, 2011-16	31
3.	Santiago Chirino	Normal, '13-'18; New Jersey, '21-'22	27
4.	Zach Aakhus	Windy City, 2009-13	26
5.	Rico Santana	Rockford, 2004-06	25

HIT-BY-PITCHES

1.	Junior Arrojo	Florence, 2011-13	105
2.	Trevor Achenbach	Lake Erie, '17, '21; River City, '18-'19, Gateway, '22	72
3.	Josh Allen	Evansville, 2014-17, 2021	60
4.	Brylie Ware	Joliet, 2021-22	58
5.	Chris Sidick	Washington, 2005-11	52

PITCHING RECORDS**APPEARANCES**

1.	Nick Kennedy	River City, '12-'17; Gateway, '22	270
2.	Patrick Crider	Evansville, '10-'13; River City, '13-'14	237
3.	Jake Joyce	Schaumburg, 2015-18, 2021-22	220
4.	Matt Schweitzer	Richmond, 2000-05	196
5.	Zac Treece	Gateway, '12-'13; Lake Erie, '14-'15, River City, '15-'16	193

STARTS

1.	Aaron Ledbetter	River City, '03-'06; Washington, '06-'08	98
2.	Chase Cunningham	Washington, '16-'18; S. Illinois, '19, '21	97
t-3.	Gunnar Kines	Schaumburg, '16-'19; Southern Illinois, '21; Lake Erie, '22	90
	Jake Fisher	Windy City, '14-'17, '21; S. Illinois, '21	
5.	Tyler Lavigne	Normal, '10-'13; Southern Illinois, '14	82

WINS

1.	Aaron Ledbetter	River City, '03-'06; Washington, '06-'08	51
2.	Zac Westcott	Windy City, '16-'18; Southern Illinois, '21; Ottawa, '22-pres.	41
3.	Chase Cunningham	Washington, '16-'18; S. Illinois, '19, '21	39
4.	Scott Dunn	Traverse City, '10-'13, Washington, '14	38
t-5.	Andy Clark	Florence, 2008-13	37
	Perry Cunningham	Chillicothe, 2004-07	

LOSSES

1.	Jake Fisher	Windy City, '14-'17, '21; S. Illinois, '21	37
2.	Tyler Lavigne	Normal, '10-'13; Southern Illinois, '14	34
3.	Chase Cunningham	Washington, '16-'18; S. Illinois, '19, '21	28
t-4.	Gunnar Kines	Schaumburg, '16-'19; Southern Illinois, '21; Lake Erie, '22	26
	Aaron Ledbetter	River City, '03-'06; Washington, '06-'08	

CAREER INDIVIDUAL LEADERS, CONT.

SAVES

1.	Zach Strecker	Washington, 2017-19, 2021	74
2.	Eric Massingham	Evansville, 2011-14	70
t-3.	Dexter Price	Schaumburg, 2013-16	59
	Jonathan Kountis	Lake Erie, '12; Frontier Greys, '13; Washington, '14-'15	
5.	Bobby Chandler	Chillicothe, '98-'99; Richmond, '00; Johnstown, '01-'02	56

COMPLETE GAMES

1.	Aaron Ledbetter	River City, '03-'06; Washington, '06-'08	18
t-2.	Trevor Foss	Washington, 2016-17	12
	Tony Casoli	Springfield/Ozark, '04; Richmond, '04-'05; Traverse City, '06-'07	
	Bob Spears	Chillicothe, 1997-99	
t-5.	Jordan Kraus	Frontier Greys, '15; Lake Erie, '16; Florence, '16-'18	11
	<i>4 others tied</i>		

SHUTOUTS

t-1.	Mike Recchia	Windy City, 2012-13	5
	Justin Hall	Washington, 2011-13	
	Tony Casoli	Springfield/Ozark, '04; Richmond, '04-'05; Traverse City, '06-'07	
t-4.	Trevor Foss	Washington, 2016-17	4
	Kramer Champlin	Traverse City, 2015-17	
	Jordan Kraus	Frontier Greys, '15; Lake Erie, '16; Florence, '16-'18	
	<i>9 others tied</i>		

INNINGS PITCHED

1.	Aaron Ledbetter	River City, '03-'06; Washington, '06-'08	671.2
2.	Chase Cunningham	Washington, '16-'18; S. Illinois, '19, '21	582.1
3.	Jake Fisher	Windy City, '14-'17, '21; S. Illinois, '21	559.0
4.	Zac Westcott	Windy City, '16-'18; Southern Illinois, '21; Ottawa, '22-pres.	530.2
5.	Gunnar Kines	Schaumburg, '16-'19; Southern Illinois, '21; Lake Erie, '22	509.1

STRIKEOUTS

1.	Gunnar Kines	Schaumburg, '16-'19; Southern Illinois, '21; Lake Erie, '22	539
2.	Aaron Ledbetter	River City, '03-'06; Washington, '06-'08	522
3.	Jake Fisher	Windy City, '14-'17, '21; S. Illinois, '21	486
4.	JaVaun West	Gateway, 2012-17	468
5.	Matt Schweitzer	Richmond, 2000-05	434
6.	Zac Westcott	Windy City, '16-'18; Southern Illinois, '21; Ottawa, '22-pres.	432

WALKS

1.	Tyler Lavigne	Normal, '10-'13, Southern Illinois, '14	241
2.	Chase Cunningham	Washington, '16-'18; S. Illinois, '19, '21	200
3.	Garrett Bauer	Rockford, 2006-08	198
4.	Tyler Vail	Evansville, '15-'16, '18-'19, '21	181
5.	Dustin Williams	Windy City, 2010-12	177

CAREER INDIVIDUAL LEADERS, CONT.

RUNS ALLOWED

1.	Aaron Ledbetter	River City, '03-'06; Washington, '06-'08	314
2.	Jake Fisher	Windy City, '14-'17, '21; S. Illinois, '21	295
3.	Tyler Lavigne	Normal, '10-'13; Southern Illinois, '21	278
4.	Chase Cunningham	Washington, '16-'18; S. Illinois, '19, '21	256
5.	Zac Westcott	Windy City, '16-'18; Southern Illinois, '21; Ottawa, '22-pres.	250

EARNED RUNS ALLOWED

1.	Jake Fisher	Windy City, '14-'17, '21; S. Illinois, '21	268
2.	Aaron Ledbetter	River City, '03-'06; Washington, '06-'08	250
3.	Chase Cunningham	Washington, '16-'18; S. Illinois, '19, '21	238
4.	Zac Westcott	Windy City, '16-'18; Southern Illinois, '21; Ottawa, '22-pres.	215
5.	Tyler Lavigne	Normal, '10-'13; Southern Illinois, '21	210

HITS ALLOWED

1.	Aaron Ledbetter	River City, '03-'06; Washington, '06-'08	640
2.	Jake Fisher	Windy City, '14-'17, '21; S. Illinois, '21	618
3.	Chase Cunningham	Washington, '16-'18; S. Illinois, '19, '21	547
4.	Zac Westcott	Windy City, '16-'18; Southern Illinois, '21; Ottawa, '22-pres.	509
5.	Perry Cunningham	Chillicothe, 2004-07	501

WILD PITCHES

1.	Chris Little	Gateway, '02, '05-'07; S. Illinois, '07-'08	39
2.	Phil Kojack	Johnstown, '99; Richmond, '99-'00; London, '01; Canton/Kalamazoo, '02	37
3.	Tyler Lavigne	Normal, '10-'13; Southern Illinois, '21	32
4.	Tyler Vail	Evansville, '15-'16, '18-'19, '21	31
t-5.	Jake Joyce Garrett Bauer	Schaumburg, '15-'18, '21-'22 Rockford, 2006-08	30

HIT BATTERS

1.	Curtis Moenter	Richmond, '02-'05; Florence, '05-'06; Chillicothe, '06	52
2.	Aaron Ledbetter	River City, '03-'06; Washington, '06-'08	47
t-3.	Gunnar Kines	Schaumburg, '16-'19; Southern Illinois, '21; Lake Erie, '22	46
5.	Tyler Lavigne Jordan Kraus	Normal, '10-'13; Southern Illinois, '21 Frontier Greys, '15; Lake Erie, '16; Florence, '16-'18	45

EARNED RUN AVERAGE [min. 96 innings pitched]

1.	Nick Capito	Traverse City, 2012-13	1.13
2.	Adam Lopez	Southern Illinois, 2015-16	1.62
3.	Connor Little	Evansville, 2014-15, 2017	1.67
4.	Eric Massingham	Evansville, 2011-14	1.68
5.	Trey Cochran-Gill	Tri-City, 2021-22	2.08

MISCELLANEOUS HITTING RECORDS

INDIVIDUAL, SINGLE-SEASON**Most At-Bats:** 410

Jose Vargas - Traverse City, 2012

Most Extra-Base Hits: 70

Ian Church - Kalamazoo, 2006

Most Total Bases: 253

Ian Church - Kalamazoo, 2006

Most Grand Slams: 3, six times

Riley Krane - Evansville, 2021

Jereme Milons - Southern Illinois, 2009

Wes Long - Windy City, 2008

Noah Peery - Chillicothe, 2005

Brian Foster - Evansville, 1999

Derek Gauthier - Johnstown, 1997

INDIVIDUAL SUPERLATIVES**Longest Hit Streak:** 40 games

Jason James, Rockford (June 2- July 19, 2009)

Longest On-Base Streak: 69 games

Jonathan Johnson, Gateway

(May 9- July 30, 2012)

Consecutive Games Played: 339

Mike Torres, Windy City

(June 1, 2011 - July 29, 2014)

INDIVIDUAL, SINGLE-GAME**Most Hits:** 6, eleven times

Tyler Straub, Windy City - July 6, 2018

L.J. Kalawaia, Lake Erie - July 22, 2017

David Harris, Schaumburg - June 22, 2017

Ryan Cavan, Southern Illinois - August 19, 2014

Richard Seigel, Gateway - June 28, 2014

Robert Perry, Windy City - July 30, 2009

Garth McKinney, Florence - August 12, 2008

Nick Salotti, Florence - July 30, 2007

Mike Scanzano, Southern Illinois - July 13, 2007

Matt Cooksey, Florence - August 18, 2006

Jeff Goldbach, Evansville - August 20, 2005

Most Home Runs: 3, several times

Last: Zach Biermann, Evansville - June 15, 2022

Most Runs Batted In: 10, twice

Jake Sanford, Ottawa - June 11, 2022

Quincy Nieporte, Schaumburg - August 21, 2019

Most Runs Scored: 6, twice

Aaron Dudley, Normal - August 2, 2015

P-Nut Williams, Windy City - June 15, 2004

Most Stolen Bases: 5, five times

Will Zimmerman, Sussex County - July 13, 2022

Pierce Jones, Windy City - June 14, 2022

Jonathan Johnson, Gateway - August 25, 2012

Pete Pirman, Kalamazoo - 2005

Don DeDonatis, Kalamazoo - 1997

Hit for Cycle: several times

Last: Matt McGarry, Schaumburg - June 18, 2021

TEAM, SINGLE GAME**Most Runs (Team, Game):** 31

London (vs Dubois County) - June 18, 1999

Most Runs (Team, Inning): 15, twice

Evansville (4th inn. vs Traverse City) - July 25, 2017

Southern Illinois (4th inn. @ Normal) - June 4, 2017

Most Home Runs (Team): 9

New York (vs Tri-City) - July 12, 2022

Most Stolen Bases (Team): 12

Sussex County (@ New Jersey) - July 12, 2022

MISCELLANEOUS PITCHING RECORDS

INDIVIDUAL SUPERLATIVES

Most Strikeouts (Individual, Game): 25 Brett Gray, London - June 3, 2000

Most Consecutive Scoreless IP: 38 1/3 Alex Romero, Lake Erie - August 1- 31, 2018

INDIVIDUAL NO-HITTERS [28 total through 2022 season]

Jorge Tavaraz, New Jersey - September 2, 2022
Michael Austin, Southern Illinois (7 innings) - June 15, 2021
Shane Weedman, Evansville - May 13, 2017
Kramer Champlin, Traverse City - May 20, 2016
Casey Henn, Florence (7 innings) - June 24, 2015
Matt Bywater, Southern Illinois - June 12, 2015
Matt Sergey, Washington (**PERFECT GAME**) - August 24, 2014
Travis Tingle, Windy City (7 innings) - August 20, 2014
Chad James, Evansville (7 innings) - July 7, 2014
Travis Tingle, Windy City (5 innings) - June 19, 2014
Rick Teasley, Southern Illinois (7 innings) - June 5, 2014
Tim Brown, Gateway - July 20, 2013
Tyson Corley, Windy City - August 28, 2012
Andrew Moss, Joliet - July 27, 2011
Preston Vancil, Florence - July 26, 2009
Isaac Hess, Windy City - August 5, 2008
Drew Jackson, Chillicothe - August 18, 2006
Adam Palmer, Washington - August 5, 2004
Adam Jahnsen, Gateway - August 14, 2003
Matt Huskey, Kenosha - June 27, 2003
Jason Hickman, Washington - July 15, 2002
Jason Shelley, Rockford - June 13, 2002
Craig Mosher, London - August 13, 2001
Sam Goure, Canton - June 7, 2001
Eric Montoya, Canton - June 3, 2001
Matt Sheets, Johnstown - July 15, 2000
Andy Lee, Chillicothe - June 8, 2000
Christian Hess, Richmond - June 8, 1997

COMBINED NO-HITTERS [5 total through 2022 season]

Joliet - July 22, 2021 (Chris Roycroft / Austin Shea / Brett Smith / Brad VanAsdlen / Trevor Charpie)
Tri-City - June 22, 2021 (Parker Kelly / Francisco Jimenez / Trey Cochran-Gill)
Evansville - August 11, 2018 (7 innings; Ty Hensley / Matt Chavarria)
Joliet - August 31, 2013 (10 innings; Chase Doremus / Lucas Goodgion / Jason Sullivan / Corey Kimes / Matt Dillon / Brett Zawacki)
Gateway - August 9, 2008 (Eric Ridener / Zack Gray)

THE LONGEST GAME: June 1-2, 2013

The longest game by both innings and time in Frontier League history began on June 1st of 2013 between the Washington Wild Things and Windy City ThunderBolts at Standard Bank Stadium in Crestwood, Illinois. The weather was inclement, however, and the start of the game was pushed back over three hours due to rain. After 57 minutes of play once the contest did start, the showers fell again, and suspended the contest until the following afternoon to be played as part of a doubleheader.

What ensued when the two teams resumed action on June 2nd turned out to be the longest in league history, lasting 19 innings and nearly six hours in total length (5 hours, 53 minutes to be exact) until Windy City's Andrew Brauer hit the only homer by either side in the game, a walk-off shot leading off the bottom of the 19th, as the ThunderBolts emerged victorious by a final score of 4-3.

ALL-TIME TEAM RECORDS (ranked by win%)

Team	Seasons	Wins	Losses	PCT	Titles
Québec Capitales	2022-present (1)	62	34	.646	1
Erie Sailors	1994 (1)	42	25	.627	1
Ottawa Titans	2022-present (1)	56	39	.589	-
Zanesville Greys	1993-1996 (4)	148	109	.576	1
Southern Illinois Miners	2007-2021 (14)	770	571	.574	1
Oakland County Cruisers	2010 (1)	53	43	.552	-
London Werewolves	1999-2001 (3)	137	114	.546	1
Tri-City ValleyCats	2021-present (2)	104	87	.544	-
Sussex County Miners	2021-present (2)	103	87	.542	-
Équipe Québec	2021 (1)	52	44	.542	-
Springfield/Ozark Ducks	2004 (1)	52	44	.542	-
Schaumburg Boomers	2012-present (10)	517	443	.539	4
Washington Wild Things	2002-present (20)	1,012	883	.534	-
Dubois County Dragons	1999-2002 (4)	177	157	.530	-
Kenosha Mammoths	2003 (1)	47	42	.528	-
River City Rascals	1999-2019 (21)	1,027	924	.526	2
Richmond Roosters	1995-2005 (11)	483	435	.526	2
New York Boulders	2021-present (2)	100	90	.526	-
Johnstown Steal/Johnnies	1995-2002 (8)	333	303	.524	2
Chillicothe Paints	1993-2008 (16)	688	628	.523	-
Springfield Capitals	1996-2001 (6)	250	231	.520	2
Lake Erie Crushers	2009-present (13)	644	599	.518	1
Traverse City Beach Bums	2006-2018 (13)	637	605	.513	1
Evansville Otters	1995-present (27)	1,222	1,220	.500	2
Canton Crocodiles	1997-2001 (5)	204	207	.496	1
Newark Bison/Bufalos	1994-1995 (2)	65	66	.496	-
Gateway Grizzlies	2001-present (21)	959	1,007	.488	1
Rockford Aviators/RiverHawks	2002-09, 2011-15 (13)	599	628	.488	1
Canton Coyotes	2002 (1)	41	43	.488	-
Windy City ThunderBolts	2004-present (18)	837	882	.487	2
Kalamazoo Kings	2001-2010 (10)	452	477	.487	1
Florence Y'alls/Freedom	2003-present (19)	873	937	.482	-
Normal CornBelters	2010-2018 (9)	415	446	.482	-
Ohio Valley Redcoats	1993-98, 2005 (7)	246	268	.479	-
Trois-Rivières Aigles	2022-present (1)	45	50	.474	-
Joliet Slammers	2011-present (11)	488	565	.463	2
Tri-State Tomahawks*	1993 (1)	5	6	.455	-
Cook County Cheetahs	1999-2003 (5)	189	234	.447	-
New Jersey Jackals	2021-present (2)	84	105	.444	-
Kentucky Rifles	1993-1994 (2)	51	64	.443	-
London Rippers*	2012 (1)	25	35	.417	-
Portsmouth Explorers	1993-1995 (3)	72	108	.400	-
Lancaster Scouts	1993-1994 (2)	45	72	.385	-
Midwest Sliders	2008-2009 (2)	71	121	.370	-
Frontier Greys	2013-15 (3)	102	184	.357	-
Kalamazoo Kodiaks	1996-1998 (3)	82	150	.353	-
Mid-Missouri Mavericks	2003-2005 (3)	92	186	.331	-
Slippery Rock Sliders	2007 (1)	29	66	.305	-
West Virginia Coal Sox*	1993 (1)	3	7	.300	-
Road Warriors*	2012 (1)	9	27	.250	-
Empire State Greys	2022-present (1)	6	90	.063	-

ALL-TIME TEAM POSTSEASON RECORDS (ranked by win%)

<u>Team</u>	<u>Wins</u>	<u>Losses</u>	<u>PCT</u>	<u>Appearances</u>	<u>Titles</u>
Erie Sailors	4	0	1.000	1 (1994)	1
Springfield Capitals	8	3	.727	2 (1996, 1998)	2
Schaumburg Boomers	28	11	.718	5 (2013-14, 2017, 2021-22)	4
Québec Capitales	5	2	.714	1 (2022)	1
London Werewolves	4	2	.667	2 (1999-00)	1
Zanesville Greys	4	2	.667	2 (1993, 1995)	1
Joliet Slammers	13	8	.636	3 (2011, 2016, 2018)	2
Canton Crocodiles	6	4	.600	3 (1997-98, 2001)	1
Windy City ThunderBolts	13	9	.591	4 (2007-10)	2
Johnstown Johnnies/Steal	10	7	.588	5 (1995-97, 1999-00)	2
Richmond Roosters	12	9	.571	5 (1995-97, 2001-02)	2
River City Rascals	34	28	.548	9 (2000, 2009-11, 2014-16, 2018-19)	2
Traverse City Beach Bums	12	10	.545	4 (2010, 2012-13, 2015)	1
Ottawa Titans	2	2	.500	1 (2022)	-
Kalamazoo Kings	11	12	.478	4 (2002, 2005, 2008-09)	1
Gateway Grizzlies	10	12	.455	5 (2003-04, 2007-08, 2012)	1
Southern Illinois Miners	13	17	.433	7 (2008, 2010-12, 2014-16)	1
Chillicothe Paints	19	25	.432	8 (1994, 1996, 1998-99, 2001, 2003, 2005-06)	-
Evansville Otters	25	33	.431	13 (1997-00, 2003-04, 2006, 2014, 2016-19, 2022)	2
Rockford Aviators/RiverHawks	9	12	.429	5 (2004-07, 2015)	1
Florence Y'alls/Freedom	14	19	.424	6 (2012-13, 2015, 2017, 2019, 2021)	-
Washington Wild Things	23	32	.418	11 (2002-07, 2014, 2017-18, 2021-22)	-
Équipe Québec	2	3	.400	1 (2021)	-
Lancaster Scouts	2	3	.400	1 (1994)	-
Lake Erie Crushers	10	16	.385	5 (2009, 2011, 2013-14, 2019)	1
Dubois County Dragons	2	4	.333	2 (2001-02)	-
New York Boulders	0	1	.000	1 (2022)	-
Normal CornBelters	0	2	.000	1 (2015)	-
Newark Buffalos/Bison	0	2	.000	1 (1995)	-
Ohio Valley Redcoats	0	4	.000	2 (1993, 1994)	-

HOME vs ROAD RECORDS

Current franchises, Frontier League history only

EMPIRE STATE GREYS

Year	Home	PCT	Road	PCT
2022	-	-	6-90	.063
Total	-	-	6-90	.063

EVANSVILLE OTTERS

Year	Home	PCT	Road	PCT
1995	19-16	.543	12-22	.353
1996	19-18	.514	15-22	.405
1997	28-12	.700	18-21	.462
1998	21-18	.538	22-18	.550
1999	27-15	.643	16-26	.381
2000	25-16	.610	20-22	.476
2001	24-18	.571	20-22	.476
2002	21-21	.500	12-30	.286
2003	29-15	.659	22-22	.500
2004	32-16	.667	22-26	.458
2005	31-20	.608	21-23	.477
2006	31-17	.646	15-33	.313
2007	21-27	.438	13-35	.271
2008	20-31	.392	19-26	.422
2009	19-27	.413	9-39	.188
2010	18-28	.391	17-31	.354
2011	17-31	.354	22-26	.458
2012	28-23	.549	17-27	.386
2013	31-20	.608	20-25	.444
2014	32-16	.667	25-21	.543
2015	28-23	.549	20-25	.444
2016	28-17	.622	27-23	.540
2017	29-19	.604	23-25	.479
2018	29-20	.592	22-25	.468
2019	32-16	.667	25-23	.521
2021	34-17	.667	23-22	.511
2022	32-18	.640	20-25	.444
Total	705-535	.569	517-685	.430

FLORENCE Y'ALLS

Year	Home	PCT	Road	PCT
2003	20-23	.465	7-38	.156
2004	17-30	.362	14-35	.286
2005	32-19	.627	21-23	.477
2006	26-21	.553	12-35	.255
2007	28-22	.560	14-32	.304
2008	27-27	.500	20-22	.476
2009	26-22	.542	23-25	.479
2010	22-30	.423	16-28	.364
2011	21-27	.438	18-30	.375
2012	30-21	.588	27-18	.600
2013	29-22	.569	24-21	.533
2014	28-26	.519	13-29	.372
2015	25-26	.490	24-21	.533
2016	25-22	.532	21-27	.438
2017	30-18	.625	31-17	.646
2018	29-19	.604	20-28	.417
2019	29-19	.604	28-20	.583
2021	34-16	.680	23-22	.511
2022	23-27	.460	16-29	.356
Total	501-437	.534	372-500	.427

GATEWAY GRIZZLIES

Year	Home	PCT	Road	PCT
2001	20-19	.513	17-25	.405
2002	15-27	.357	19-23	.452
2003	30-15	.667	20-23	.465
2004	30-18	.625	26-20	.565
2005	26-25	.510	23-22	.511
2006	21-24	.467	21-28	.429
2007	36-12	.750	28-17	.622
2008	32-19	.627	19-26	.422
2009	24-24	.500	16-30	.348
2010	29-21	.580	25-19	.568
2011	20-27	.426	19-29	.396
2012	33-15	.688	24-24	.500
2013	32-19	.627	21-24	.467
2014	28-22	.560	22-24	.478
2015	30-24	.556	15-26	.366
2016	27-22	.551	17-29	.370
2017	19-29	.396	13-35	.271
2018	23-25	.479	15-33	.313
2019	21-28	.429	18-29	.383
2021	22-27	.449	16-30	.348
2022	25-25	.500	22-24	.478
Total	543-467	.538	416-540	.435

JOLIET SLAMMERS

Year	Home	PCT	Road	PCT
2011	29-19	.604	27-21	.563
2012	18-29	.383	19-29	.396
2013	21-29	.420	17-28	.378
2014	24-29	.453	16-27	.372
2015	23-28	.451	19-26	.422
2016	27-20	.574	24-25	.490
2017	26-22	.542	16-32	.333
2018	28-20	.583	26-22	.542
2019	26-22	.542	14-34	.292
2021	20-28	.417	19-28	.404
2022	30-21	.588	19-26	.422
Total	272-267	.505	216-298	.420

LAKE ERIE CRUSHERS

Year	Home	PCT	Road	PCT
2009	34-17	.667	23-21	.523
2010	33-21	.611	17-25	.405
2011	27-21	.563	24-23	.511
2012	27-24	.529	26-18	.591
2013	37-17	.685	19-23	.452
2014	31-19	.620	21-24	.467
2015	22-30	.423	16-27	.372
2016	27-21	.563	21-27	.438
2017	27-21	.563	18-30	.375
2018	20-27	.426	30-19	.612
2019	29-19	.604	25-23	.521
2021	20-31	.392	21-24	.467
2022	31-20	.608	18-27	.400
Total	365-288	.559	279-311	.473

HOME vs ROAD RECORDS, cont.

Current franchises, Frontier League history only

NEW JERSEY JACKALS

Year	Home	PCT	Road	PCT
2021	17-29	.370	22-27	.449
2022	27-24	.529	18-25	.419
Total	44-53	.454	40-52	.435

NEW YORK BOULDERS

Year	Home	PCT	Road	PCT
2021	26-22	.542	17-30	.362
2022	36-16	.692	21-22	.488
Total	62-38	.620	38-52	.422

OTTAWA TITANS

Year	Home	PCT	Road	PCT
2022	30-21	.588	26-18	.591
Total	30-21	.588	26-18	.591

QUÉBEC CAPITALES

Year	Home	PCT	Road	PCT
2022	38-13	.745	24-21	.533
Total	38-13	.745	24-21	.533

SCHAUMBURG BOOMERS

Year	Home	PCT	Road	PCT
2012	34-17	.667	20-25	.444
2013	29-22	.569	30-15	.667
2014	40-11	.784	21-24	.467
2015	18-36	.333	22-20	.524
2016	24-24	.500	17-31	.354
2017	34-15	.694	32-15	.681
2018	25-23	.521	20-28	.417
2019	29-20	.592	18-29	.383
2021	25-23	.521	26-22	.542
2022	32-20	.615	21-23	.477
Total	290-211	.579	227-232	.495

SUSSEX COUNTY MINERS

Year	Home	PCT	Road	PCT
2021	34-23	.596	15-23	.395
2022	34-16	.680	20-25	.444
Total	68-39	.636	35-48	.422

TRI-CITY VALLEYCATS

Year	Home	PCT	Road	PCT
2021	36-16	.692	14-30	.318
2022	37-14	.725	17-27	.386
Total	73-30	.709	31-57	.352

TROIS-RIVIÈRES AIGLES

Year	Home	PCT	Road	PCT
2022	26-25	.510	19-25	.432
Total	26-25	.510	19-25	.432

WASHINGTON WILD THINGS

Year	Home	PCT	Road	PCT
2002	30-12	.714	26-16	.619
2003	31-14	.689	23-20	.535
2004	33-16	.673	29-18	.617
2005	35-15	.700	28-17	.622
2006	32-16	.667	27-21	.563
2007	35-15	.700	20-25	.444
2008	32-22	.593	16-26	.381
2009	24-24	.500	19-29	.396
2010	23-28	.451	15-29	.341
2011	24-24	.500	18-29	.383
2012	23-26	.469	21-26	.447
2013	27-27	.500	14-28	.333
2014	33-19	.635	24-20	.545
2015	23-28	.451	19-26	.422
2016	24-24	.500	22-25	.468
2017	25-23	.521	28-20	.583
2018	28-20	.583	26-22	.542
2019	17-31	.354	20-28	.417
2021	33-18	.647	23-22	.511
2022	37-14	.725	25-20	.555
Total	569-416	.578	443-467	.487

WINDY CITY THUNDERBOLTS

Year	Home	PCT	Road	PCT
2004	22-24	.478	15-33	.313
2005	22-29	.431	17-28	.378
2006	21-26	.447	20-28	.417
2007	34-14	.708	34-14	.708
2008	32-19	.627	28-17	.622
2009	34-14	.708	22-26	.458
2010	35-15	.700	21-23	.477
2011	29-19	.604	19-29	.396
2012	27-20	.574	27-22	.551
2013	30-21	.588	20-25	.444
2014	24-27	.471	11-33	.250
2015	27-24	.529	14-31	.311
2016	24-24	.500	18-29	.383
2017	26-22	.542	25-23	.521
2018	21-26	.447	20-28	.417
2019	24-24	.500	18-30	.375
2021	20-29	.408	23-24	.489
2022	22-29	.431	11-33	.250
Total	474-406	.539	363-476	.433

ALL-TIME MANAGER RECORDS

Manager	Seasons	Team(s)	Wins	Losses	PCT	Titles
Mike Pinto	2007-22 (14)	Southern Illinois	770	571	.574	1
Andy McCauley	1998-01, 2010-pres. (16)	Kalamazoo/ London/ Evansville	712	634	.529	2
Fran Riordan	2000-02, 2004-09, 2011-14	Dubois County/ Richmond/ Kalamazoo/ Florence	625	537	.538	3
Phil Warren	2007-19	Gateway	605	632	.489	-
Steve Brook	2010-19, 2022-pres. (11)	River City/ Gateway	589	463	.560	2
Jeff Isom	2000-03, 2006, 2013-19	Canton/ Washington/ Traverse City/ Lake Erie/Joliet	560	502	.527	1
Jamie Bennett	2012-pres. (10)	Schaumburg	517	443	.539	4
Gregg Langbehn	2009-13, 2016-19	Traverse City/ Washington	457	405	.530	-
John Massarelli	2004-07, 2009-12	Washington/ Lake Erie	450	313	.590	1
Greg Tagert	1995, 1997-04	Ohio Valley/ Evansville/ Dubois County/ Kenosha/ Springfield- Ozark	412	336	.551	-
Jamie Keefe	2001-08, 2010	Chillicothe/ Florence/ Kalamazoo	375	393	.488	-
Brooks Carey	2013-17, 2021-22 (7)	Normal/New Jersey	332	335	.498	-
Greg Jelks	2002-08	Evansville/ Slippery Rock/ Washington	313	337	.482	1
<i>Roger Hanners</i>	1994-00	Chillicothe	278	255		-
Dennis Pelfrey	2015-19	Florence	260	217	.545	-
Mal Fichman	1994-99	Erie/Johnstown/ Springfield	260	190	.578	4
<u>Other Current Managers</u>						
Mark Mason	2005, 2007-09, 2023-pres. (4)	Ohio Valley/ Chillicothe/ Washington/ Empire St. Greys	175	208	.457	-
Patrick Scalabrini	2021-pres. (2)	Équipe Québec/ Québec	112	75	.599	1
T.J. Stanton	2021-pres. (2)	New York	98	89	.524	-
Pete Incaviglia	2021-pres. (2)	Tri-City	104	87	.544	-
Tom Vaeth	2021-pres. (2)	Washington	118	74	.615	-
Bobby Brown	2022-pres. (1)	Ottawa	56	39	.589	-
Matthew Rusch	2022-pres. (1)	Trois-Rivières	45	50	.474	-
Daniel Schlereth	2022-pres. (1)	Joliet	49	47	.510	-
Jared Lemieux	1st season	Lake Erie				
P.J. Phillips	1st season	New Jersey				
Chad Rhoades	1st season	Florence				
Richie Sexson	1st season	Windy City				
Chris Widger	1st season	Sussex County				

FORMER PLAYERS IN MAJOR LEAGUE BASEBALL

listed in order of first MLB appearance; Player, (FL club/years) - MLB debut club/year
BOLD = active in MLB as of 5/11/2023

- Bryan Tollberg (Chillicothe, 1994) - San Diego Padres, 2000
 Morgan Burkhart (Richmond, 1995-98) - Boston Red Sox, 2000
 Terry Pearson (Zanesville, 1995-96) - Detroit Tigers, 2002
 Brendan Donnelly (Ohio Valley, 1994) - Anaheim Angels, 2002
 Jason Simontacchi (Springfield, 1998) - St. Louis Cardinals, 2002
 Matt Duff (Springfield, 1997) - St. Louis Cardinals, 2002
 J.J. Trujillo (Johnstown, 1999) - San Diego Padres, 2003
 Brian Schmack (Newark, 1995) - Detroit Tigers, 2003
 D.J. Carrasco (Johnstown, 1999) - Kansas City Royals, 2003
 George Sherrill (Evansville, 1999-2000) - Seattle Mariners, 2004
 Chris Oxspring (Cook County, 2000) - San Diego Padres, 2005
 Jason Childers (Richmond, 1997) - Tampa Bay Devil Rays, 2006
 Joe Thatcher (River City, 2004-05) - San Diego Padres, 2007
 Justin Christian (River City, 2003-04) - New York Yankees, 2008
 Scott Patterson (Gateway, 2002-05) - New York Yankees, 2008
 Mike Cervenak (Chillicothe, 1999-2000) - Philadelphia Phillies, 2008
 Chris Jakubauskas (Florence, 2003-04; Ohio Valley, 2005) - Seattle Mariners, 2009
 Clay Zavada (Southern Illinois, 2008) - Arizona Diamondbacks, 2009
 Tom Cochran (Ohio Valley, 2005; Washington, 2006-07) - Cincinnati Reds, 2011
 Dylan Axelrod (Windy City, 2009) - Chicago White Sox, 2011
 Steve Delabar (Florence, 2008) - Seattle Mariners, 2011
 Andrew Werner (Evansville, 2009-10; Windy City, 2010) - San Diego Padres, 2012
 Vidal Nuno (Washington, 2011) - New York Yankees, 2013
 Tanner Roark (Southern Illinois, 2008) - Washington Nationals, 2013
 Drew Rucinski (Rockford, 2011-13) - Los Angeles Angels, 2014
 Brandon Cunniff (River City, 2011-12; Southern Illinois, 2012-13) - Atlanta Braves, 2015
 Josh Smoker (Rockford, 2014) - New York Mets, 2016
 Stephen Cardullo (London/Florence, 2012) - Colorado Rockies, 2016
 Jose Martinez (Rockford, 2014) - St. Louis Cardinals, 2016
 Chris Smith (Lake Erie, '10; Trav. City, '11; Washington, '11-12) - Toronto Blue Jays, 2017
 Ariel Hernandez (Frontier Greys, 2015) - Cincinnati Reds, 2017
 Aaron Wilkerson (Florence, 2013) - Milwaukee Brewers, 2017
Trevor Richards (Gateway, 2015-16) - Miami Marlins, 2018
 Ryan Bollinger (Windy City, 2010) - New York Yankees, 2018
 Robert Stock (Normal, 2015) - San Diego Padres, 2018
 D.J. Johnson (Traverse City, 2011/2014) - Colorado Rockies, 2018
Nick Anderson (Rockford, 2012-13; Frontier Greys, 2015) - Miami Marlins, 2019
 Zac Grotz (Washington, 2016) - Seattle Mariners, 2019
Tommy Nance (Windy City, 2015) - Chicago Cubs, 2021
 Jake Cousins (Schaumburg, 2019) - Milwaukee Brewers, 2021
 Mickey Jannis (Lake Erie, 2012-14) - Baltimore Orioles, 2021
Andrew Bellatti (Tri-City, 2021) - Miami Marlins, 2021
 Brandyn Sittinger (Evansville, 2019) - Arizona Diamondbacks, 2021
 Kaleb Ort (Joliet, 2016-17) - Boston Red Sox, 2021
 Adam Oller (Windy City, 2019) - Oakland Athletics, 2022
 Tyler Danish (Sussex County, 2021) - Boston Red Sox, 2022
 Nick Duron (Southern Illinois, 2019) - Philadelphia Phillies, 2022
 Jared Koenig (Lake Erie, 2019) - Oakland Athletics, 2022
 Luke Barker (Traverse City, 2016) - Milwaukee Brewers, 2022

2023 FRONTIER LEAGUE UMPIRES

Deron Brown - Umpire Supervisor

Yves LaMontagne- Canada Sub-Assigner

Fred DeJesus - Northeast Sub-Assigner

Antonio Archina	Silvio Martinez
Drew Ashcraft	Tim McCaffrey
Elijah Bester	Michael McGlooin
David Blanchet	Jared Merkle
Brendan Boucher	Brian Miller
Joe Brown	Tanya Millette
John Budka	Clark Morgan
Eric Carmona	Justin Murphy
Mel Chettum	Warren Nicholson
Preston Childers	Todd Odell
Sam Clark	Mike O'Leary
Scott Costello	Michael Outten
Matt Criss	Chad Ozee
Joe Cruz	LeVonte' Palmer
Bob Davis	Michael Phillips
William Decker	James Purnell
Chris Deichman	Ruben Ramirez
Wes Dunkle	Robert Reitz
Eric Eckert	Keith Rogowski
Mike Fichter	Jim Schaly
Jonathan Fillion	Matt Schufert
Aaron Fink	Mark Schmidt
Kevin Furman	Mario Seneca
Sebastien Gagnon	David Sherman
Marc Genest	Jason Smith
Tony Gisondi	Craig Sparks
Cliff Gladwell	David Speranza
John Grasso	Jeff Spisak
Paul Hess	Daniel St. Martin
Connor Hoagland	Drew Taylor
Reed Hoover	Lyle Travis
Shaun Hoversten	Ty Unthank
Larry Hutson	Mathew Van Houten
Joseph Iglio	Antonio Veltri
Frank Iurilli	Mike Weinstein
Lou Kammermeier	Ron Whiting, Jr.
Jason Klump	Ron Whiting, Sr.
Hughes Lafreniere	Kevin Wilke
John Lamattina	Benjamin Williams
Saul Lamovsky	Mike Williams
Steven Leonardo	Brad Wilson
Maxime Leroux	Kevin Wirth
Ben Levin	Eric Witthorn
Mike Martin	Scott Wyckoff

EAST DIVISION



Est. 2022



Est. 1998



Est. 2011



Est. 2020



Est. 1998



Est. 2015



Est. 2002



Est. 2012

WEST DIVISION



Est. 1995



Est. 2003



Est. 2001



Est. 2011



Est. 2009



Est. 2012



Est. 2002



Est. 1997